



St Bernard's Old Collegians Cricket Club

Annual Report & Financial Statements

2020/21

President- Brendan Davey

Secretary- Alex Turner

ABN- 62 431 041 878

Founded 1968- Affiliated V.S.D.C.A * N.W.M.C.A * V.T.C.A

President's report	<i>Brendan Davey</i>	
Coaches report	<i>Nigel Freebairn</i>	
Junior co-ordinator's report	<i>David Micallef</i>	
Treasurer's report	<i>Terry Davis</i>	
Financial Statements	<i>Terry Davis</i>	
1 st XI Captain's report	<i>Luke Davis</i>	
2 nd XI Captain's report	<i>Geoff Kiker</i>	
3 rd XI Captain's report	<i>Travis Carrick</i>	
4 th XI Captain's report	<i>Richard Zammit</i>	
5 th XI Captain's report	<i>James Cheshire</i>	
2020/21 Trophy Winners		
Senior Games Registry		
Highest Scores & Milestones		
1 st XI Season Results		
2 nd XI Season Results		
3 rd XI Season Results		
4 th XI Season Results		
5 th XI Season Results		
Final Ladders 2020/21		

SBOCCC 2020/21 Committee

President: Brendan Davey

Vice-President: Tom Isaacs

Vice-President: Patrick O'Connell

Hon. Secretary: Alex Turner

Assistant Secretary: Jordan Mills

Hon. Treasurer: Terry Davis

General Committee:

James Browne

Andrea Grant

Daniel O'Connell

Glenn Scarborough

Lachlan Wade

Richard Zammit

Luke Marinelli

PRESIDENT'S REPORT

COVID-19

It was a remarkable season, one that those involved won't forget for a while to come;

No changerooms until February, tents on the ovals, check in's, only 2 functions in the clubrooms, canteen was the bar for the season, training in groups, no afternoon teas, no shared drinks, one day season just to name a few!

I am so proud of how our whole club adapted quickly and made it through the season. The club quickly implemented a COVID Cabinet in late May and with constant dialogue were able to prepare perfectly for the season. I thank Alex Turner, Patrick O'Connell, Andrea Grant, Richard Zammit, Jordan Mills, Tom Isaacs and David Micallef. Regular meetings with our cricket associations and most importantly the College ensured we were able to run our junior and senior cricket program, which to the outside, looked like minimal fuss. The club is indebted to your time and contribution to this important task force to ensure St Bernard's OCCC could play out a full season.

Season 2020/21

The 4th XI were the shining light at the end of a tough season qualifying for their first finals appearance since 2012/13 and now leaves just the 3rd XI without a VSDCA finals appearance. One of our youngest 4th XI in a long time it was fantastic to watch our next gen mix it with some experienced VSDCA 4th XI outfits and qualify for finals with a game to spare. Well done to Richard for his leadership throughout the season in guiding the team and having a heavy development focus to the group.

The 1st, 2nd and 3rd XI's were all in the mix for finals late in the season which was pleasing. Some great wins and honourable losses were the story of the season as all teams finished between 1 and 2 losses away from a finals berth. I thank Luke, Geoff and Travis for their efforts in having to select new sides each week and keep the boys up and about on game day.

The 5th XI continues to show great improvement and whilst it may not have shown in the results this season, we become a tougher outfit to play on a Sunday. A bigger emphasis on players "doubling up" has ensured that James had some stronger bodies on a Sunday to compliment his developing side. This side is quickly becoming the building block we need as a club which will hold us in great stead for many years to come. Thank you to James Cheshire and Paul Grant for your leadership throughout the season.

A special thank you to Rex Bennett for his role as Chairman of Selectors and James Lowrie as Director of Development for providing a great sounding board for our club captains.

Thank you Nigel

After 3 seasons as Head Coach Nigel Freebairn will depart the role. Nigel has been instrumental in the club's rise up the Club Championship table with the club finishing as high

as 8th. He oversaw the 1st XI compete in back-to-back finals series as well as the 2nd XI Premiership and 4th XI playing finals. We can't thank Nigel enough and we wish him and his family all the very best. We know that Nigel won't be a stranger and will be up on the balcony watching the boys in the years to come. Nige informed the club in late January of his decision which gave the committee time to seek out his replacement.

Thank you Luke

This season was Luke Davis' 6th and final as captain of the 1st XI. Luke was our first captain in our VSDCA era, not only guiding the 1st XI but the whole club in our transition. Luke is everything you want in a skipper, not only passionate about 1st XI but the development of every player in every level. He led the side to back-to-back finals including a 3rd placed finish in 2019/20. We thank Luke for his outstanding contribution and know that he will be on hand to assist the new captain in season 2021/22.

Welcome Kyle

The SBOCCC committee is delighted to announce the appointment of Kyle Adams as our Senior Club Coach and First XI Captain for the 2021/22 season and beyond.

Kyle has a wealth of experience in both roles, most recently at Greenvale Cricket Club in the VTCA last season where he led their First XI to a Semi Final. He has also enjoyed a distinguished Premier Cricket career at Northcote, Footscray and Greenvale Kangaroos, featuring in over 100 First XI games, performing with both bat and ball.

We look forward to Kyle continuing our Club's development in the VSDCA as we strive towards our inaugural First XI Premiership and ongoing success elsewhere and we welcome Kyle and his partner Jess to the club with great excitement for his first pre-season as a Snowdog and ours under his leadership.

Aaron is all Smiles!

Opening bowler Aaron Smillie was crowned the Beau Redmond Medalist as the club champion. Despite missing two matches with injury, he stormed home late to beat the ever-consistent James Davey with Chris Spinella and Tristan Kassis (eq 3rd). Aaron finished the year with 15 wickets @ 16 and arguably the best fieldsmen in the team. Well done Aaron.

Alex is Best Club Person

His hard work to lead the COIVD cabinet through our tough year led Alex Turner to take home the Best Club Person award. Many years as club secretary also did not go unnoticed as he was presented with his award. Well done Alex and thank you for all that you do behind the scenes to get cricket going at St Bernard's.

Jordo Breaks Jack

Club legend in every sense Anthony Jordan broke the long-standing clubs game record held by John “Jack” Serrano. Anthony now stands alone on 320 games (and counting) passing the 316 that Jack had set.

Chisel takes over

In the second round back after Christmas, Chris Davis took over Dean Solomon to become the leading wicket taker in St Bernard’s history. Chris, long time opening bowler (into the wind) is not only

a club on-field great but lead the club as coach, a spell that helped grow the club from 4 to 5 senior teams.

Of his 471 wickets:
330 in the 1st XI (3rd all time)
109 in the 2nd XI (7th all time)
23 in the 3rd XI
9 in the 4th XI

Rowdy 250th

In round 8, club captain and reigning Beau Redmond medallist Luke Davis chalked up game number 250. Friend and long-time teammate Craig Osborne along with past President and Life Member Jason Bourke led the tributes as the reflected on Luke’s contribution to the club. Luke’s milestone was capped off with a win against Yarraville which he starred in taking 4 wickets.

We thank Duncan Hefter for his wonderful work in keeping our records up to date throughout the season.

Juniors

We are fortunate to have a strong junior base and this season we had Junior Blast, 2 x Under 10s, 2 x under 12s, 2 x under 14s and 1 x under 16s. Thank you to David Micallef for his coordination during a trying season.

We also had a number of young players make representative sides so congratulations to the following;

Akshay Ramkumar (NWMCA Under 12)
Luke Gilham (NWMCA Under 14)
Daniel Gilham (JG Craig)
Lachlan Anderson (JG Craig)
James Gray (JG Craig)
Oliver Maclaren (NWMCA Under 16)
Matthew Knothe (NWMCA Under 16)
Krish Kanchan (Dowling Under 16)

JG Craig Under 15

Under the leadership of Luke Marinelli and Lachie Wade the team was picked based on Mycricket stats due to the inability to hold trials due to COVID 19. Despite this hardship we had our most successful campaign to date. Thank you very much to Luke and Lachie for your brilliant organisation.

Award winners were;

JG Craig Shield batting award- Joshua Thomson

JG Craig Shield bowling award- Daniel Gilham

JG Craig Shield team award- Daniel Gilham

Pride Cup Round

The second instalment of the Cup saw Kew Cricket Club train with us this year. Lance Piccone spoke passionately about mental health and it was a timely reminder for all that were there. Again, the support from St Bernard's OCCC was overwhelming and outnumbered our Kew counterparts. Unfortunately, we were not able to go back to back.

Veterans Cricket is coming

On Sunday March the 7th the Essendon Vets and St Bernard's launched our joint venture into bringing veterans cricket to St Bernard's. The game was played in great fun with the St Bernard's Over 50s defeating the Essendon Over 60s in a close contest. Next season the club will have an Over 50s and 60s playing at "St Bernard's/Essendon VCC" Thanks to Duncan Hefter, Phil Conlan and Neil King for organizing the day.

President's thanks

I take great pride in leading this club and I don't for a minute take it for granted. I am very grateful to the committee for their hard work all season. Alex Turner as Secretary, thank you for the extra jobs your role entails. Thank you to all committee members for giving your time to help run our great club.

Terry Davis, without your tireless work running the day-to-day events of this club we would not be able to play. You provide me with great support and guidance whenever asked and you assist me greatly to do my job.

Glenn Scarborough and Greg Salamito for being our scorers on Saturdays, I thank you for giving up your time to assist our players.

Tom Isaacs, Jason Bourke, Anthony Jordan, Patrick O'Connell, Alex Turner, Geoff Kiker and Duncan Hefter, thank you for your counsel on all things cricket throughout the season. To know I can pick up the phone and discuss matters as they arise is a great help. The club is grateful to have such passionate people who want to see it succeed.

Finally, to my wife Emma, daughter Zara and sons Archer and Henry. Thank you for all your support during the season. Without it, I could not perform this role.

Looking forward to a strong 2021/22 season,

Brendan Davey

President

COACHES REPORT

Covid certainly threw up some challenges for the pre-season 2020/21. I tried to ensure that players maintained contact with each other and took personal responsibility for their fitness and preparation.

Groups were allocated comprising players of similar discipline of all grades and abilities. The purpose was to ensure an ongoing social and welfare connection, ensuring rapport was built with guys they hadn't played with and playing experience and craft were shared.

There were a number of players directly impacted by Covid lockdowns from a business and livelihood perspective and we all did our best to check in with the affected players to ensure that they felt supported by their teammates, club and coach.

We were all relieved to be given the news that the season would be going ahead, albeit with a two week 'preseason'.

With the change of format for the season to comprise one day fixtures, I was quietly confident of a successful season based on the First XI's successful short format form (equal third of 28 teams in the VSDCA T20 2019/20), the Second XI reigning premiers and the Thirds and Fourths boasting emerging talent.

That was only a theory and I understood that a successful season would likely hinge on our resilience and ability to remain flexible and focussed. The ever changing Covid landscape was common to all clubs although we also had an extra level of compliance to contend with imposed by our host St Bernard's College.

It took a little while for all sides to become competitive. I acknowledge how difficult the task was, particularly for the batsmen. In many cases the batsmen had faced no more than two hundred deliveries on hard wickets (compared to 1500 in a full length pre season) before being thrown onto turf wickets in match conditions. I firmly believe that the sides with turf training facilities had a discernible competitive edge in that regard.

We welcomed a number of new recruits to the club, many of whom had initiated contact with us. This is a great sign and as your reputation continues to grow I expect this to continue. Success also translates to 'destination club' and makes things easier when trying to entice players and people of the highest quality. Not just great facilities but a club with a strong culture and substance.

A number of those recruits proved to be valuable additions to the club with many playing influential roles in their sides and also winning batting and bowling awards.

The continued development of a number of emerging stars who had the opportunity to perform at First and Second XI level was also a highlight of the season.

Congratulations to the Fourth XI who were the only side to make finals but ultimately proved to be a long way off the pace after being humbled by the eventual premier.

Ultimately the season was a disappointment from a club performance perspective and a considerable slide down the coveted Club Championship table.

Looking back on the past three seasons considerable progress has been made to enable the club to be where you're at now. Everyone has played their part in that from The President

and committee all the way down. You have seen what successful seasons look like and know what you need to do to repeat that. There is a leadership opportunity for each and everyone of you to contribute to the club's success and your own personal development.

Whilst a new coach will bring a new voice and ideas, there will be a lot of common ground that we share. That all coaches share. That is a pursuit of excellence and continued development.

Remember, we coaches can only get you so far. The rest is up to you. I sincerely hope that your level of professionalism and preparation continues to develop and takes you all to great heights.

I congratulate Kyle on his appointment and wish you all the best.

Remember, I don't believe in luck in cricket. You get out what you put in.

Nigel Freebairn

JUNIOR CO-ORDINATOR'S REPORT

After a lot of pre-season organisation and magnificent support from the senior club and COVID committee the season proceeded with minimal interruption to the junior games although the season was short at only 9 games long.

The season was made difficult with access being denied to Fairbairn Park despite me applying to the council very early through the COVID shut down. The reason really came down to Aberfeldie being given complete preference as their ground was under repair and the council had to fill their needs first. Next year Strathnaver reserve will be out of action and a similar situation may arise. Ideally to counter this having at least 2 Saturday teams will help ease the log jam of grounds. The club was very lucky to share a ground with Airport West and get access to a barely acceptable ground in JH Allen Reserve in East Keillor.

The club had 87 registered kids playing in 7 teams, which compares similarly to previous years.

2 x U10

2 x U12

2 x U14 (1 Fri , 1 sat)

1 x U16

All teams made it in the semi finals with all age groups having a top Div 1 or Div 2 team. This is the first time in several years that I can remember having 2 Div 1 teams (U12 and U4).

As a non cricketing coach with NO cricketing experience, coaching the U 16s – a group I have had for 5 seasons now has highlighted that the club needs to invest in some expert coaching and I believe this should be a focus for the senior club to support and nurture the next lot of players that will hopefully one day represent the club playing seniors.

There is no specialist or development coaching for our cricket program excluding Lachlan Wade who has once again done a fantastic job with the U10s. All other cricket coaches are parents with varying levels of skill, however the club is lucky to benefit from parents of the calibre of Grant Gilham, James Cheshire and Anthony Jordan who have all played extensive cricket. However often coaches or dads will have limited cricket experience or ability.

I would like to establish a better link of more specialist skills being taught by the senior club to the up and coming U 14s and U16s at a semi-regular interval to help the week in week our parent coach.

Example would be a bowling clinic at the start of the season where 2 or 3 senior bowlers can actually talk to the players, observe give feedback and or give drills. The same with batting as even a session or 2 with a top line batsmen giving feedback would also be helpful.

This wouldn't need to be overly time consuming or regular, just 1 or 2 sessions might make a big impact to their development.

The junior club is actively trying to get a junior committee organised to help spread the work load, and ideally it would be nice to have a senior member of the club on the junior committee to oversee this and help make sure things are done properly, and to also help with transition periods. Previously my only real contact with the senior club has been via the President Brendan Davey who is also running the Woolworths Blast Program, but who no doubt has more important club tasks to action.

I would like to propose that a senior member of the club sits on the junior committee in a purely overseeing role, and one of their duties could be to help co-ordinate senior players who can help with several sessions per season to give some cricket specific coaching to upskill the junior kids.

I will stepping down from this role at Christmas 2022, and it is my hope a replacement and committee will be formed prior to this.

David Micallef
Junior Coordinator

1ST XI CAPTAIN'S REPORT

The 2020-21 season by our own standards was a disappointing year after making finals the previous two seasons; finishing the year in 9th position (5-8) and three games out of finals. The COVID season presented plenty of challenges from the get-go with new look training protocols, full season of one-dayers, a lack of pre-season and match preparation telling in the early stages of the season with a 2-5 start. Whilst we weren't playing our best cricket during the early rounds we found ourselves in majority of the games but being our own worst enemy with 5-10 over periods within games costing us the win by either losing a crucial wicket at key times and handing back momentum, batting collapses or not executing with the ball/fielding at times, which is harder to overcome in 40-over cricket.

After taking stock half-way through the season, we started to get into our groove in the back half of the season by bowling solid lines and executing to plans consistently as a unit and backed up in the field. Together with an adjustment in our mindset and approach with the bat to reflect the free-flowing / positive style of one-day cricket – this saw an improved output from a win-loss perspective and through our bowling / batting statistical breakdowns. It also provided opportunities to players to fulfil different roles and bowl/bat in different positions or situations than previously accustomed to and show how we need to be adaptable as an individual and team/club especially in the short form of cricket.

Highlights of the year included clinical wins against Altona and Yarraville along with a nail-biting win against Taylors Lakes in the final over – to collapse with the bat to 9/97 and able to forge a defendable total of 131 off the back of Ameya Gharat's valuable 25 at #11 and for Conor McGuire to stand up to bowl the crucial over and execute the final wicket when a lot of people would have ridden us off was a character building win and the most satisfying. We had two players make their 1st XI debut – Stephen Shields and Conor Browne. 'Shieldsy' new to the club set the standard from his first session with his work ethic at training and overall competitiveness to reap the rewards of not only his debut but claiming the 1ST XI bowling award. He could always be called on to do a job and changed the momentum of several games by tight spells, breakthroughs and sheer energy. Also Conor Browne – dominated in the 2's and had to bide his time before getting the opportunity and whilst thrown into the deep end with some challenging scenarios for a young player showed he belongs at the 1st XI level for many years ahead at the club.

Special performances – a maiden 1st XI century (113* vs Altona) after 200+ games to Tristan Kassis was a special moment – after playing nearly all career games with him it was satisfying to witness and a well deserved achievement / milestone and hopefully there are a few more to come. Stephen Shields 5/21 vs Melton along with the Bowling award (15-wickets @ 15.7) highlighted the impact he had at the level. Congratulations to the other award winners

- Chris Spinella with his third 1st XI batting award with 299 runs @ 42.7.
- Aaron Smillie – Beau Redmond Club champion for the first time. The leader of our bowling attack who often went unrewarded in the scorebook but highly recognised with the award and contribution he made to the team by his peers.

Learnings from the season:

- **MINDSET / The CONTROLLABLES** - COVID presented challenges to all clubs and it will continue for the season ahead. It can be very easy to use that and other external issues like the pitch/conditions as excuses as to why individual, team and club performances and results may not have gone our way. But the greatest wins come from adversity and backs against the wall situations; the main thing that is consistent and have come to learn from 20-years of cricket is it all comes down to mindset, attitude and controlling what you can control. The easiest thing we can do as a cricketer is to rock up on a Saturday switched on with a **positive attitude, intent and competitiveness**.
- **ADAPTABILITY / GAME IMPROVEMENT** – full season of one-dayers may not have suited everyone's games but we have to adjust, learn and improve. Don't sit on the fact that "one-dayers just aren't for me" reflect on the season as an individual and team. Learn from the season to improve; not only translating to the 1-day game but the skills are transferrable to 2-day cricket such as adapting quickly to conditions, positive intent to score in 1s, bowling consistent lines patiently to set fields, changing tempo and assessing match situations.
- **HIT THE GROUND RUNNING** - Across all grades this season and consistent across years of data - the top 6 in all grades have ZERO or ONE change from half way onwards. Highlighting how vital it is to play round 1 as if it is the last round or a final. The numbers are damning and you don't want to be chasing wins, relying on other results and playing elimination finals essentially for 4+ weeks. We need to ensure as a club we push each other as a group in the pre-season to do the work with a purpose so we are match fit come round 1 and a hunger to win from ball one.

Thank you to coach Nigel for your tenure – you made a valuable contribution and impact on our club with a fresh look never easy at times but improved us as a club moving forward and great support for myself also. Best wishes for the future to you and the family and no doubt will see you down walking laps or on the balcony staying in touch with our progress. Scatters – as always a huge thanks for the scoring efforts every week and also Greg Salamito for filling in at a thankless task and both of your support. Other captains (Geoff, Trav, Richard and Jim) and Rex thank you all for the season and punctual team selection deadlines we kept. Big thanks to the committee for all your work during a difficult season with constant restrictions and handbrakes in place throughout COVID. A lot of work goes into the club off-field with the best interests of our club and it is much appreciated. Special thanks to Alex Turner for all the COVID related planning and monitoring.

Finally, after 6-seasons as captain and increasingly less time to fully commit to each session as needed its time to hand it over to a fresh voice, quality cricket and leader of the club to continue on from the solid position we are in and take the next step. St Bernard's is my / the Davis boys second home and it has been an absolute honour to captain this great club. Thanks to Jason Bourke who initially had the confidence in me and put faith in myself to take the role back in 2015/16 with the aim to instil the St Bernard's way back into how we play and value the club. Brendan Davey for our transition into Subbies to continue supporting me and working together in achieving what we have set out to do across the

following 5-seasons. Whilst, the ultimate success of winning a 1st XI subbies flag remains elusive I hope the groundwork of how we go about it is there to achieve this and many more subbies premierships across the grades in the near future. Your support through the tough times (losses), one sides tribunal mediations, the convincing conversations to go again and the enjoyments of the club success have been appreciated. Thank you to all on the committee members during these seasons for backing me in and all the 37 players who have played 1st XI cricket during those 6-seasons. Leadership is reflective of your mentality and how you want to play the game – I hope I've left a touch of that on individuals and the team moving forward to get every bit out of the ability you have by playing to your strengths, hard work, pride in your performance and the baggy blue. A fierce competitiveness on the field to never give in is the Bernard's way and hopefully we have established that reputation in our short time in the Subbies and continue to follow this through to get premiership success and enjoy every win along the way.

Thank you and Go Dogs #WOOF

Luke Davis

1st XI Captain

2ND XI CAPTAIN'S REPORT

This season was a disappointing result for our 2nd XI team.

COVID-19 proved a big challenge. With no pre-season training, it felt like we were already a step behind other clubs who managed to have more flexibility with training facilities. The impact of COVID-19 was a huge hurdle to follow up the success of the previous year.

However, disappointment can only make you hungry for club success.

I would like to congratulate Alex and the COVID-19 committee for their efforts in what was an enormous amount of work to get teams on the park week in, week out. Thank you Nigel for your support over the past two years and I wish you every success for the future.

The season started with a disappointing three run loss to Coburg, and it was difficult to get going from there. Having Brunswick 6/40 and losing, was hard to take after being in such a strong position, but the next week we came out and beat the eventual premiers Preston. This showed we had a strong team, but just needed to find consistency and balance.

Easier said than done, as we lost to bottom side Melton the next week. Unfortunately, we just couldn't find our rhythm. Preparation is key to success and our lack of, showed in our disappointing season on missing the finals.

On a positive note we had some exciting individual highlights. Congratulations to Conor Browne for making his 1st XI debut, it was a great reward for hard work and terrific performance's.

A couple of shout-outs this season go to Matt Noonan and Chris Davis for their match wining innings. Noonan showed great maturity to steady the innings against Williamstown with 40* and got us to the last dance. As Chisel walked through the gate to bat I am sure he said to me "This is why you need to bat me, I will hit the winning runs," and it came with a stunning 28* and a match winning partnership of 49 with Noons.

The second performance of the year came from a young 15 year old Krish Kanchan who was asked to bowl when Kew were 4/130 and set to post 180 plus. With only 10 overs to go, Krish took an amazing 6/22 off 5 overs. This was an outstanding performance and it was followed up with 24* and a 50 run partnership with James Lowrie.

Congratulations to 2nd XI debuts, Tom Basile, Krish Kanchan and to new comers to the club Nguyen Dang and Kane Stevens. Well done boys keep up the hard work!

Thank you to President Brendan Davey and the committee who work tirelessly. I can't remember a more challenging year for a club dealing with the strict COVID-19 guidelines and regulations from both the government and school.

I am optimistic the coming season will be a successful one with the appointment of Kyle Adams as our new senior coach. Kyle comes with a wealth of experience and I am confident

will manage to get the best from our young cubs and senior players. Congratulations Kyle, I look forward to working with you.

Excited for the future and look forward to a successful 21/22 season.

Geoff Kiker
2nd XI Captain.

3RD XI CAPTAIN'S REPORT

Firstly, I would just like to thank the committee for asking me to captain the thirds this season. It is a tremendous honour to captain a side at this club, and something that I am very proud to do. I would also like to thank all our wives, partners, and families. It is a big thing to reserve an entire day to ourselves. Thank you also to all those that helped me in the role this year, Bourkie, Jordo, and Wadey. Thank you also to the selection committee, Nigel, Geoff and James.

Bowling and fielding were a strength this season in the thirds. It would be a miss not to mention the great improvement we had during the year in our fielding. I think we averaged just under two run outs a game and hardly dropped a catch all year.

It was great to see our top 3 performers with the ball, all being younger players with Kris and Tom really forcing their way into the twos as the season went on. Bowling is a real strength at our club, and it is great to have younger players move up into the higher grades and become a vital part of those teams. When we take into account the reduced season and overs, we had younger bowlers, double the overs they bowled this year when compared to last year and bowling during key stages of a game.

This year it is no surprise that our sides weakness was our batting performances, only having two partnerships over 50, and 4 individual scores over 50. What was encouraging was even though the one-day format was not a strength of our team, we kept improving on the aspects of the game throughout the season. With improvement in our batting and taking all the learnings we made during the season, I'm sure we should see this area of the game grow, to move us in to solid finals contention.

Thankyou again for the opportunity and thank you to all the 27 players that played in thirds this year. I am truly excited about the opportunities next season brings.

Travis Carrick

3rd XI Captain

4TH XI CAPTAIN'S REPORT

Our goal for the year was to continue the improvement seen during the previous year and push ourselves up the ladder. We achieved three additional and shot from 10th in 2019/20 to 5th. Upon reflection and despite being eliminated in the quarter final and the team should be extremely proud of their achievements. During the course of the year, we beat both of the eventual grand finalists indicating that we were not far off the best.

The additional objective for the 4th XI focus is to develop cricketers to enable them to ultimately play higher grades of cricket. Our 2019/20 group was probably the youngest group that we had fielded. Pleasingly a number of these players developed to be regulars in the 2nd and 3rd XIs in 2020/21.

The team this year was far more balanced thanks to the great player numbers and a better ability to swap like for like following player promotions. There was generally a good blend of youth and experience with both having an incredible amount of enthusiasm. I believe this was most evident in the field where we, on most occasions were a class above our opposition.

Our top order batting was a driving factor for the improvement. Sean Hefter was a standout with 416 runs @59.4 and two unbeaten 100s. He was initially partnered by Nguyen Dang, who also averaged 50 before deservedly being promoted and not seen again at the level. The mantle was then taken over by Adam Hefter, Ryan Iskra and John Hellard leading us generally to be 2 or 3 down at the 30 over stage. Whilst this was pleasing, with games only lasting 35 over and no two-day games, it was challenging for the middle order, who were forced to throw the bat or be shuffled down the order. I would like to acknowledge the selflessness of Joel Boyle, Ryan Zammit and Brendan Davey in particular who epitomised a team first mindset and provided contributions when called upon.

Our bowling was very consistent with Jamie (16w@ 13.88) taking wickets and keeping the breaks on early. John Hellard (18w@11.67) used his variation to destroy a couple of opposition sides a highlight being 6/13 vs Williamstown. Late in the season we saw the emergence of Xavier Smith with some quick outswing that had genuinely good batsmen battling to survive. They were supported by Marcus Germani, Marcus Szauer, James Browne Alex Turner and Sam Doyle who all featuring strongly in many games.

I would like to congratulate the 22 players that contributed to the 4th XI. Their drive, effort and lift in training standards transformed us into a very competitive unit. I was supported by a number of senior team members during the course of the year and thank Alex for captaining the side in my absence. There were many good team performances but the chase down against Brunswick and the win against Werribee were two of the most thrilling games that many of us have played in.

Thank you to Luke, Geoff and Trav who worked with the team and gave opportunities to our promising players. To the committee, thank you for again entrusting me to develop future stars.

I look forward to the group continuing to develop and seeing them strengthen the future
1st, 2nd and 3rd XIs in the coming years.

Richard Zammit

4th XI Captain

5th XI CAPTAIN'S REPORT

Overall the 5ths had a disappointing year, only winning 2 games for the season. We were hoping for an improved season, results wise, and were a lot more competitive, especially when we had a few of the senior players join us to get more time in the middle.

I see the 5ths as a training ground for juniors just coming up to the senior level without having the pressure of being a results orientated team. In doing this we require senior heads to help them along and I am very grateful to Paul Grant who was a great deputy all year and assisted me in teaching the players how to read the game and how to improve their skills and knowledge of the game. I also appreciate the senior players that came down and embraced the ideals that we had in the 5ths.

Paul Grant was the standout with the bat with an innings of 62no out of 89 and easily won the batting averages. Conor Cheshire opened the batting in the final game and made 54 against the eventual premiers. There were no real standout bowling performances with Ram Katepally the only bowler with more than 5 wickets. He had 10 for the season.

We had a few promising youngsters at the start of the season with Kane Iskra being the pick of the bowlers. The improvements of players such as Luke Mathews, Will Finlay, Jas Bal and John Harrington were obvious and with more confidence in their own abilities, and extra focussed training, they should be aiming for higher grades in the next couple of years. The fact that they stood up to be counted when we were playing some teams that were 2nds/3rds standard will stand them in good stead when playing the higher grades.

Overall the 5ths this year was disappointing. I believe that COVID had a detrimental effect on the team, especially as there were so many young players and turnover is very high. It was also disappointing that the amount of juniors coming through the team was at a much lower number than previously has been the case. Hopefully we can get more of the promising 14-16 year olds coming through this format as a stepping stone to going on to better things at St Bernards.

James Cheshire

5th XI Captain.

2020/21 AWARD WINNERS

1st XI Batting Award- Chris Spinella
1st XI Bowling Award- Stephen Shields
Beau Redmond Medalist- Aaron Smilie

2nd XI Batting Award- Jordan Mills
2nd XI Bowling Award- Conor Browne
2nd XI Team Award- Conor Browne

3rd XI Batting Award- Nguyen Dang
3rd XI Bowling Award- Liam Grant
3rd XI Team Award- Nguyen Dang

4th XI Batting Award- Sean Hefter
4th XI Bowling Award- John Hellard
4th XI Team Award- Jamie Bialecki

5th XI Batting Award- Paul Grant
5th XI Bowling Award- Ram Katepalli
5th XI Team Award- Paul Grant

Terry Davis Junior Club Champion- Daniel Gilham
JP Mitchell Most Promising- Tomas Basile
PJ Mitchell Best Clubman- Alex Turner
David Hogan Encouragement Award- Nguyen Dang

Games milestones 2019/20

250 game milestone

Luke Davis 1st XI Round 8 v Yarraville

200 game milestone

Jordan Mills 2nd XI Round 11 v Taylors Lakes

150 game milestone

Brendan Davey 3rd XI Round 1 v Coburg
James Davey 1st XI Round 8 v Yarraville

100 game milestone

James Browne 4th XI Round 8 v Yarraville
Daniel O'Connell 1st XI Round 11 v Taylors Lakes
Patrick O'Connell 2nd XI Round 13 v Kew

50 game milestone

Ryan Zammit 4th XI Round 12 v Werribee
Liam Jilla 2rd XI Round 11 v Taylors Lakes

Player Name	GAMES				RUNS							WICKETS						DEBUT			
	TOT AL	1st XI	2nd XI	3rd XI	4th XI	5th XI	TOT AL	1st XI	2nd XI	3rd XI	4th XI	5th XI	TOTAL	1st XI	2nd XI	3rd XI	4th XI	5th XI	YEAR	Player #	1st XI #
Basile Tomas	27	0	7	6	10	4	48	0	1	2	36	9	40	0	8	12	16	4	2018	789	
Bialecki Jamie	91	0	4	53	32	2	715	0	6	434	229	46	117	0	1	67	45	4	2012	680	
Bourke Jason	313	40	171	100	2	0	6867	497	3596	2688	86	0	6	3	3	0	0	0	1991	348	120
Boyle Joel	19	0	0	1	16	2	120	0	0	0	61	59	1	0	0	0	1	0	2018	788	
Browne Conor	42	3	23	7	6	3	213	7	169	12	18	7	53	2	29	11	6	5	2016	758	255
Browne James	105	4	42	36	21	2	629	0	135	212	274	8	106	3	39	32	32	0	2010	656	231
Cahill Xavier	28	0	7	10	9	2	151	0	20	37	73	21	21	0	2	10	6	3	2018	784	
Carrick Travis	228	0	77	130	20	1	3715	0	1060	2417	218	20	65	0	10	48	7	0	1996	427	
Cheshire Conor	35	0	0	0	2	33	329	0	0	0	29	300	15	0	0	0	2	13	2017	765	
Cheshire James	62	0	0	0	22	40	826	0	0	0	358	468	50	0	0	0	16	34	2014	719	
Cheshire John	2	0	0	0	0	2	0	0	0	0	0	0	0	0	0	0	0	0	2021	846	
Ciavarella Aaron	28	2	25	0	0	1	623	6	572	0	0	45	0	0	0	0	0	0	2019	813	252
Craven Jason	4	0	0	0	0	4	81	0	0	0	0	81	2	0	0	0	0	2	2019	828	
Dang Nguyen	13	0	3	6	4	0	379	0	18	209	152	0	0	0	0	0	0	0	2020	838	
Davey Brendan	163	0	10	99	53	1	2407	0	96	1481	830	0	83	0	2	56	28	2	2004	568	
Davey James	155	69	56	20	10	0	2847	1122	1319	327	79	0	56	14	28	5	9	0	2006	611	211
Davis Chris	236	180	49	5	2	0	759	650	97	0	12	0	471	330	109	23	9	0	1998	458	149
Davis Luke	255	185	56	10	4	0	493	301	133	25	34	0	415	306	91	15	3	0	1998	464	173
Doyle Sam	22	0	0	0	7	15	180	0	0	0	12	168	31	0	0	0	8	23	2019	821	
Ebrahim Imthath	10	0	0	0	10	0	99	0	0	0	99	0	6	0	0	0	6	0	2019	817	
Finlay William	13	0	0	0	0	13	11	0	0	0	0	11	0	0	0	0	0	0	2019	823	
Germani Marcus	23	0	0	1	20	2	203	0	0	4	124	75	22	0	0	1	19	2	2018	776	
Gharat Ameya	25	20	5	0	0	0	59	49	10	0	0	0	46	31	15	0	0	0	2019	815	250
Grant Liam	49	0	7	39	1	2	209	0	3	171	0	35	58	0	4	50	0	4	2017	769	
Grant Paul	21	0	0	12	0	9	557	0	0	305	0	25	12	0	0	9	0	3	2018	791	
Grant Tim	66	63	3	0	0	0	1558	1490	68	0	0	0	26	23	3	0	0	0	2016	741	237
Gray James	1	0	0	0	0	1	12	0	0	0	0	12	0	0	0	0	0	0	2020	844	
Harrington John	22	0	0	0	11	11	144	0	0	0	53	91	15	0	0	0	7	8	2018	778	
Hefter Adam	95	0	6	33	54	2	1215	0	56	393	724	42	24	0	0	5	18	1	2012	685	
Hefter Sean	89	0	31	37	21	0	1618	0	208	864	546	0	75	0	32	38	5	0	2009	644	
Hellard John	66	18	23	16	9	0	1168	303	391	331	143	0	62	0	31	13	18	0	2005	592	186
Iqrah Moham med	12	0	7	5	0	0	3	0	0	3	0	0	14	0	6	8	0	0	2020	837	
Iskra Kane	10	0	0	3	3	4	21	0	0	8	0	13	7	0	0	0	2	5	2020	841	
Iskra Ryan	18	0	0	13	5	0	241	0	0	102	139	0	14	0	0	13	1	0	2019	816	
Jilla Liam	52	10	18	9	15	0	649	55	212	182	200	0	67	12	21	7	27	0	2006	616	204

Jones Matthe w	24	3	18	3	0	0	300	8	224	68	0	0	29	1	25	3	0	0	2019	812	251
Jordan Anthony	320	104	131	76	9	0	7046	1620	3043	2052	331	0	36	1	28	1	6	0	1990	344	116
Kanchan Krish	12	0	4	7	1	0	162	0	35	115	12	0	26	0	11	13	2	0	2020	835	
Kassis Tristan	217	170	23	19	5	0	4353	3538	430	286	99	0	203	136	38	12	17	0	2002	538	183
Katepall y Ram	28	0	0	0	9	19	146	0	0	0	8	138	19	0	0	0	4	15	2018	796	
Khan Bilal	2	0	0	2	0	0	7	0	0	7	0	0	0	0	0	0	0	0	2020	836	
Kiker Geoff	27	0	26	0	0	1	515	0	495	0	0	20	0	0	0	0	0	0	2019	811	
Knothe Matthe w	17	0	0	11	2	4	26	0	0	13	0	13	0	0	0	0	0	0	2019	826	
Kumar Kuldeep	6	0	0	0	0	6	24	0	0	0	0	24	5	0	0	0	0	5	2019	822	
Kumar Vijay	10	0	0	0	0	10	183	0	0	0	0	183	0	0	0	0	0	0	2019	818	
Lowrie James	25	4	21	0	0	0	677	12	665	0	0	0	32	5	27	0	0	0	2019	810	253
Manassa Blake	96	45	24	23	4	0	914	268	309	249	88	0	0	0	0	0	0	0	2012	683	241
Mathew s Luke	7	0	0	0	0	7	2	0	0	0	0	2	5	0	0	0	0	5	2020	843	
McGuire Conor	40	28	6	2	4	0	607	410	119	9	69	0	34	18	12	0	4	0	2014	718	235
McSwai n Jarrod	22	0	0	3	19	0	302	0	0	30	272	0	2	0	0	0	2	0	2017	771	
Mills Jordan	202	140	51	9	2	0	3565	2589	828	125	23	0	95	25	55	13	2	0	2002	537	182
Noonan Gus	35	0	4	30	0	1	87	0	10	59	0	18	29	0	0	26	0	3	2018	782	
Noonan Matthe w	33	2	20	10	0	1	533	5	287	206	0	35	3	0	0	3	0	0	2018	781	247
O'Conne ll Daniel	102	55	35	10	2	0	1919	749	911	219	40	0	66	20	41	5	0	0	2010	658	219
O'Conne ll Michael	54	0	0	2	50	2	601	0	0	22	559	20	33	0	0	0	33	0	1984	262	
O'Conne ll Patrick	100	50	36	7	6	1	2169	686	870	437	150	26	29	3	12	7	7	0	2009	641	216
Player X 5ths	2	0	0	0	0	2	10	0	0	0	0	10	0	0	0	0	0	0	2021	845	
Roggenk amp Matthe w	1	0	0	0	0	1	4	0	0	0	0	4	0	0	0	0	0	0	2020	842	
Saini Aadita	6	0	0	0	0	6	54	0	0	0	0	54	5	0	0	0	0	5	2019	803	
Salamito James	38	0	10	17	11	0	413	0	83	226	104	0	3	0	0	0	3	0	2018	777	
Sharma Aman	12	0	11	1	0	0	53	0	53	0	0	0	10	0	9	1	0	0	2019	814	
Sharma Sahil	25	5	20	0	0	0	686	35	651	0	0	0	8	0	8	0	0	0	2018	790	246
Shields Stephen	13	10	3	0	0	0	94	48	46	0	0	0	18	15	3	0	0	0	2020	833	254
Simpson Ben	15	0	0	1	11	3	18	0	0	2	16	0	19	0	0	0	12	7	2019	806	
Smillie Aaron	25	25	0	0	0	0	115	115	0	0	0	0	39	39	0	0	0	0	2019	809	249
Spinella Chris	165	157	5	3	0	0	4364	4164	196	4	0	0	30	30	0	0	0	0	2004	582	198
Stevens Kane	11	0	11	0	0	0	44	0	44	0	0	0	19	0	19	0	0	0	2020	834	
Szauer Marcus	20	0	0	4	14	2	170	0	0	4	147	19	19	0	0	3	12	4	2019	820	
Turner Alex	123	0	40	44	38	1	899	0	240	320	338	1	155	0	50	56	49	0	2008	635	
Vahora Muim	10	0	0	0	0	10	36	0	0	0	0	36	4	0	0	0	0	4	2020	840	

Versace Joel	13	0	0	0	4	9	195	0	0	0	16	179	0	0	0	0	0	2015	737		
Wade Lachlan	116	4	78	31	2	1	1134	22	708	383	21	0	82	0	59	21	2	0	2010	655	220
Williams Cameron	5	0	0	0	5	0	1	0	0	0	1	0	5	0	0	0	5	0	2020	839	
Zammit Richard	65	0	0	0	36	29	278	0	0	0	84	194	3	0	0	0	2	1	2016	746	
Zammit Ryan	52	0	0	1	30	21	455	0	0	8	202	245	6	0	0	0	2	4	2016	755	

2020/21 CLUB STATISTICS

	Runs	Player	Team	Season	Grade	Round	Inns	Opponent
1	135*	Sean Hefter	St. Bernard's OC	2020/2021	North/West 4th XI	3	1	Brunswick
2	114*	Sean Hefter	St. Bernard's OC	2020/2021	North/West 4th XI	5	1	Melton
3	113*	Tristan Kassis	St. Bernard's OC	2020/2021	North/West 1st XI	10	1	Altona
4	84	Lachlan Wade	St. Bernard's OC	2020/2021	North/West 3rd XI	13	1	Kew
5	83	Nguyen Dang	St. Bernard's OC	2020/2021	North/West 3rd XI	11	1	Taylors Lakes
6	76	Adam Hefter	St. Bernard's OC	2020/2021	North/West 4th XI	8	1	Yarraville
7	76	Patrick O'Connell	St. Bernard's OC	2020/2021	North/West 2nd XI	11	1	Taylors Lakes
8	73*	Nguyen Dang	St. Bernard's OC	2020/2021	North/West 4th XI	4	1	Preston
9	71*	Chris Spinella	St. Bernard's OC	2020/2021	North/West 1st XI	6	1	Williamstown
10	70*	Geoff M Kiker	St. Bernard's OC	2020/2021	North/West 2nd XI	4	1	Preston
11	70	Nguyen Dang	St. Bernard's OC	2020/2021	North/West 3rd XI	7	1	Plenty Valley
12	70	Jordan Mills	St. Bernard's OC	2020/2021	North/West 2nd XI	9	1	Ivanhoe
13	64*	Chris Spinella	St. Bernard's OC	2020/2021	North/West 1st XI	1	1	Coburg
14	62*	Aaron Ciavarella	St. Bernard's OC	2020/2021	North/West 2nd XI	3	1	Brunswick
15	62*	Paul Grant	St. Bernard's OC	2020/2021	Glenn Scarborough Shield Sunday D2	9	1	Druids Purple
16	61	James E Lowrie	St. Bernard's OC	2020/2021	North/West 2nd XI	7	1	Plenty Valley
17	58*	Tristan Kassis	St. Bernard's OC	2020/2021	North/West 1st XI	8	1	Yarraville
18	58	Matthew Jones	St. Bernard's OC	2020/2021	North/West 3rd XI	10	1	Altona
19	56*	Ryan Iskra	St. Bernard's OC	2020/2021	North/West 4th XI	5	1	Melton
20	55	Jordan Mills	St. Bernard's OC	2020/2021	North/West 2nd XI	8	1	Yarraville
21	54	Conor Cheshire	St. Bernard's OC	2020/2021	Glenn Scarborough Shield Sunday D2	12	1	Laverton White
22	52*	James Gray	St. Bernard's OC	2020/2021	Under 16 (2) Friday	8	1	Strathmore Cricket Club
23	51	Jason Craven	St. Bernard's OC	2020/2021	Glenn Scarborough Shield Sunday D2	3	1	Laverton White
24	51	Geoff M Kiker	St. Bernard's OC	2020/2021	North/West 2nd XI	2	1	Hoppers Crossing CC

	Player	Team	Season	O	M	R	W	Grade	Round	Innings	Opponent
1	John Hellard	St. Bernard's OC	2020/2021	7	2	13	6	North/West 4th XI	6	1	Williamstown
2	Krish Kanchan	St. Bernard's OC	2020/2021	5	0	22	6	North/West 2nd XI	13	1	Kew
3	Stephen Shields	St. Bernard's OC	2020/2021	8	0	21	5	North/West 1st XI	5	1	Melton

	WICKET	P'SHIP	BATTERS	CLUB	GRADE	ROUND	INN	OPPONENT
	1	186	Sean Heffer - Ryan Iskra	St Bernard's OC Cricket Club	North/West 4th XI	5	1	Melton
	2	88	Tim Grant - Chris Spinella	St Bernard's OC Cricket Club	North/West 1st XI	1	1	Coburg
	3	177	Tristan Kassis - Chris Spinella	St Bernard's OC Cricket Club	North/West 1st XI	10	1	Altona
	4	114	Geoff Kiker - Aaron Ciavarella	St Bernard's OC Cricket Club	North/West 2nd XI	4	1	Preston
	5	95	Patrick O'Connell - Aaron Ciavarella	St Bernard's OC Cricket Club	North/West 2nd XI	11	1	Taylors Lakes
	6	46	Aaron Ciavarella - Stephen Shields	St Bernard's OC Cricket Club	North/West 2nd XI	3	1	Brunswick
	7	50	Anthony Jordan - Alex Turner	St Bernard's OC Cricket Club	North/West 4th XI	11	1	Taylors Lakes
	8	60	James Lowrie - Krish Kanchan	St Bernard's OC Cricket Club	North/West 2nd XI	13	1	Kew
	9	49	Matthew Noonan - Christopher Davis	St Bernard's OC Cricket Club	North/West 2nd XI	6	1	Williamstown
	10	35	Ram Katepally - Xavier Smith	St Bernard's OC Cricket Club	Glenn Scarborough Shield Sunday D2	8	1	Will'town Imps Navy

1st XI stats

	PLAYER	MAT	INN	NO	100S	50S	0S	4S	6S	MINS	HS	RUNS	AVE.	STR.
1	Kassis, Tristan	13	13	3	1	1	1	16	0	379	113*	324	32.40	117.0
2	Spinella, Chris	11	11	4	0	2	2	14	1	454	71*	299	42.71	89.0
3	Grant, Tim J	13	11	2	0	0	0	12	0	631	46	241	26.78	56.6
4	Marinelli, Luke	13	13	0	0	0	0	15	5	373	34	222	17.08	91.7
5	Davey, James	9	8	2	0	0	0	11	1	335	42	180	30.00	67.2
6	O'Connell, Daniel	13	13	2	0	0	2	8	1	224	34	176	16.00	115.0
7	McGuire, Conor	12	9	0	0	0	1	6	0	302	43	141	15.67	60.3
8	Smillie, Aaron J	11	7	1	0	0	0	2	0	152	15	59	9.83	50.9
9	Shields, Stephen	10	6	1	0	0	0	2	1	152	11*	48	9.60	40.7
10	Gharat, Ameya	13	6	3	0	0	1	5	0	80	25	39	13.00	78.0
11	Davis, Luke	13	6	4	0	0	0	1	0	119	11*	27	13.50	35.1
12	Mills, Jordan	5	5	0	0	0	1	1	0	43	7	14	2.80	46.7
13	Browne, Conor	4	2	0	0	0	1	1	0	13	7	7	3.50	46.7
14	Manassa, Blake	3	2	0	0	0	2	0	0	6	0	0	0.00	0.0

	PLAYER	MAT	O	M	R	W	5WI	10WM	BBI	AVE.	STR.	ECN.
1	Gharat, Ameya	13	89	11	311	18	0	0	3/8	17.28	29.67	3.49
2	Shields, Stephen	10	65.5	10	235	15	1	0	5/21	15.67	26.33	3.57
3	Smillie, Aaron J	11	74.3	10	244	15	0	0	4/20	16.27	29.80	3.28
4	Davis, Luke	13	80.2	8	341	15	0	0	4/11	22.73	32.13	4.24
5	Davey, James	9	56	10	182	11	0	0	3/24	16.55	30.55	3.25
6	Kassis, Tristan	13	24.2	1	120	5	0	0	4/14	24.00	29.20	4.93
7	McGuire, Conor	12	21.2	0	96	4	0	0	1/1	24.00	32.00	4.50
8	O'Connell, Daniel	13	16	0	55	3	0	0	2/12	18.33	32.00	3.44
9	Mills, Jordan	5	13	1	61	3	0	0	2/23	20.33	26.00	4.69
10	Browne, Conor	4	20.5	0	79	2	0	0	1/17	39.50	62.50	3.79
11	Spinella, Chris	11	5	0	17	0	0	0	0/8	NA	NA	3.40
12	Grant, Tim J	13	3	0	28	0	0	0	0/11	NA	NA	9.33

2nd XI stats

	PLAYER	MAT	INN	NO	100S	50S	0S	4S	6S	MINS	HS	RUNS	AVE.	STR.
1	Mills, Jordan	8	8	0	0	2	0	3	0	33	70	278	34.75	896.8
2	Ciavarella, Aaron	12	12	2	0	1	1	0	0	11	62*	269	26.90	625.6
3	Kiker, Geoff M	13	12	1	0	2	1	4	0	68	70*	255	23.18	268.4
4	Lowrie, James E	10	9	1	0	1	0	0	1	32	61	238	29.75	383.9
5	O'Connell, Patrick	13	13	2	0	1	0	0	0	14	76	233	21.18	456.9
6	Noonan, Matthew	8	7	1	0	0	0				40*	95	15.83	
7	Davey, James	2	2	0	0	0	0				47	80	40.00	
8	Manassa, Blake	9	9	0	0	0	3	1	0	7	29	78	8.67	975.0
9	Browne, Conor	8	7	2	0	0	0	3	0	43	33	78	15.60	173.3
10	Shields, Stephen	3	3	2	0	0	0				23	46	46.00	
11	Jones, Matthew	7	5	0	0	0	0	0	0	24	19	44	8.80	157.1
12	Stevens, Kane	11	7	1	0	0	2	0	0	5	20*	44	7.33	733.3
13	Jilla, Liam	6	6	2	0	0	1	2	0	37	19	43	10.75	143.3
14	Kanchan, Krish	4	2	1	0	0	0				24*	35	35.00	83.3
15	Davis, Christopher	13	5	3	0	0	0	0	0	12	28*	34	17.00	1133.3
16	Salamito, James	5	4	0	0	0	1				14	26	6.50	
17	Wade, Lachlan	3	3	0	0	0	1				10	19	6.33	
18	Dang, Nguyen	3	3	0	0	0	1				9	18	6.00	72.0
19	Sharma, Sahil	1	1	0	0	0	0				8	8	8.00	
20	Basile, Tomas	7	3	3	0	0	0	0	0	0	1*	1	NA	

	PLAYER	MAT	O	M	R	W	5WI	10WM	BBI	AVE.	STR.	ECN.
1	Stevens, Kane	11	78.5	4	300	19	0	0	4/21	15.79	24.89	3.81
2	Browne, Conor	8	49.1	7	153	16	0	0	4/9	9.56	18.44	3.11
3	Davis, Christopher	13	85.2	11	330	15	0	0	4/15	22.00	34.13	3.87
4	Kanchan, Krish	4	21	1	83	11	1	0	6/22	7.55	11.45	3.95
5	Lowrie, James E	10	62	12	214	10	0	0	3/36	21.40	37.20	3.45
6	Basile, Tomas	7	34	3	145	8	0	0	2/13	18.13	25.50	4.26
7	Iqrah, Mohammed	7	37	4	152	6	0	0	2/32	25.33	37.00	4.11
8	Jilla, Liam	6	21	2	69	5	0	0	2/17	13.80	25.20	3.29
9	Shields, Stephen	3	16	3	67	3	0	0	2/26	22.33	32.00	4.19
10	Mills, Jordan	8	33	6	110	3	0	0	2/24	36.67	66.00	3.33
11	Jones, Matthew	7	27	4	112	3	0	0	2/22	37.33	54.00	4.15
12	O'Connell, Patrick	13	7	0	30	2	0	0	2/30	15.00	21.00	4.29
13	Wade, Lachlan	3	14	1	58	2	0	0	1/21	29.00	42.00	4.14
14	Davey, James	2	15.4	1	67	1	0	0	1/31	67.00	94.00	4.28
15	Grant, Liam P	1	8	2	20	0	0	0	0/20	NA	NA	2.50

3rd XI stats

	PLAYER	MAT	INN	NO	100S	50S	0S	4S	6S	MINs	HS	RUNS	Ave.	STR.
1	Dang, Nguyen	6	6	1	0	2	0	9	1	178	83	209	41.80	157.1
2	Bourke, Jason	11	11	1	0	0	1	8	0	109	33*	150	15.00	151.5
3	Carrick, Travis	12	11	1	0	0	3	4	0	164	27	124	12.40	105.1
4	Kanchan, Krish	7	6	0	0	0	0	1	0	147	32	115	19.17	125.0
5	Wade, Lachlan	8	7	2	0	1	0	0	0	21	84	110	22.00	74.3
6	Jordan, Anthony	10	9	0	0	0	0	5	0	119	33	101	11.22	113.5
7	Salamito, James	7	7	0	0	0	1	7	0	82	41	95	13.57	102.2
8	Jilla, Liam	5	4	0	0	0	0	6	0	162	48	94	23.50	75.2
9	Grant, Liam P	11	10	3	0	0	0	1	0	99	21*	89	12.71	86.4
10	Jones, Matthew	3	3	0	0	1	0	5	1	116	58	68	22.67	80.0
11	Davey, Brendan	6	5	0	0	0	3	1	0	99	30	46	9.20	117.9
12	Browne, James	6	5	2	0	0	0	1	0	28	11	28	9.33	200.0
13	Knothe, Matthew	11	7	4	0	0	1	0	0	39	6	13	4.33	22.4
14	Grant, Paul	1	1	0	0	0	0	1	0	24	13	13	13.00	76.5
15	Noonan, Matthew	1	1	0	0	0	0				11	11	11.00	
16	Iskra, Ryan	2	2	0	0	0	0	1	0	49	6	10	5.00	25.6
17	Iskra, Kane	3	1	1	0	0	0				8*	8	NA	61.5
18	Zammit, Ryan	1	1	1	0	0	0	0	0	33	8*	8	NA	133.3
19	Khan, Bilal	2	2	0	0	0	1	0	0	3	7	7	3.50	350.0
20	Noonan, Gus	9	4	1	0	0	2	0	0	10	3*	5	1.67	41.7
21	Szauer, Marcus	3	3	0	0	0	2	0	0	4	4	4	1.33	40.0
22	Germani, Marcus	1	1	0	0	0	0	0	0	16	4	4	4.00	
23	Iqrah, Mohammed	5	3	0	0	0	1	0	0	6	2	3	1.00	50.0
24	Hellard, John	1	1	0	0	0	0				2	2	2.00	
25	Basile, Tomas	6	4	1	0	0	1	0	0	9	1	2	0.67	50.0
26	Bal, Jaskaran	1	1	1	0	0	0				0*	0	NA	0.0
27	Boyle, Joel	1	1	0	0	0	1				0	0	0.00	0.0

	PLAYER	MAT	O	M	R	W	5WI	10WM	BBI	AVE.	STR.	ECN.
1	Kanchan, Krish	7	38.4	5	141	13	0	0	4/28	10.85	17.85	3.65
2	Grant, Liam P	11	60.4	8	193	13	0	0	4/28	14.85	28.00	3.18
3	Basile, Tomas	6	36	5	121	12	0	0	4/13	10.08	18.00	3.36
4	Wade, Lachlan	8	58	7	226	12	0	0	2/25	18.83	29.00	3.90
5	Iqrah, Mohammed	5	39	8	116	8	0	0	2/22	14.50	29.25	2.97
6	Browne, James	6	29.5	3	140	4	0	0	2/27	35.00	44.75	4.69
7	Noonan, Gus	9	65.5	5	191	4	0	0	2/11	47.75	98.75	2.90
8	Iskra, Ryan	2	8	1	24	3	0	0	3/24	8.00	16.00	3.00
9	Jones, Matthew	3	23	6	50	3	0	0	2/10	16.67	46.00	2.17
10	Davey, Brendan	6	18	1	76	2	0	0	2/43	38.00	54.00	4.22
11	Turner, Alex	1	4	0	15	1	0	0	1/15	15.00	24.00	3.75
12	Hellard, John	1	3	0	15	1	0	0	1/15	15.00	18.00	5.00
13	Germani, Marcus	1	6	0	21	1	0	0	1/21	21.00	36.00	3.50
14	Jilla, Liam	5	8	0	37	1	0	0	1/6	37.00	48.00	4.63
15	Szauer, Marcus	3	14	0	59	1	0	0	1/19	59.00	84.00	4.21
16	Jordan, Anthony	10	1	0	6	0	0	0	0/6	NA	NA	6.00
17	Grant, Paul	1	3	1	8	0	0	0	0/8	NA	NA	2.67
18	Bialecki, Jamie	1	5	1	14	0	0	0	0/14	NA	NA	2.80
19	Bal, Jaskaran	1	7	0	24	0	0	0	0/24	NA	NA	3.43
20	Iskra, Kane	3	18	0	94	0	0	0	0/23	NA	NA	5.22

4th XI stats

	PLAYER	MAT	INN	NO	100S	50S	0S	4S	6S	MINS	HS	RUNS	AVE.	STR.
1	Hefter, Sean	11	11	4	2	0	0	2	0	76	135*	416	59.43	784.9
2	Hefter, Adam	13	11	0	0	1	0	1	0	30	76	204	18.55	408.0
3	Dang, Nguyen	4	4	1	0	1	0				73*	152	50.67	
4	Hellard, John	9	8	0	0	0	1	0	0	16	33	143	17.88	325.0
5	Iskra, Ryan	5	5	1	0	1	0	0	1	91	56*	139	34.75	106.9
6	Zammit, Ryan	12	8	3	0	0	0				33	84	16.80	381.8
7	Davey, Brendan	7	6	0	0	0	1	0	0	6	38	78	13.00	520.0
8	Ebrahim, Imthath	6	3	0	0	0	1				34	62	20.67	
9	Turner, Alex	9	6	3	0	0	0	0	0	8	17*	59	19.67	842.9
10	Bialecki, Jamie	12	8	2	0	0	0				19	44	7.33	1466.7
11	Jordan, Anthony	1	1	1	0	0	0				36*	36	NA	
12	Boyle, Joel	9	5	3	0	0	0				20	33	16.50	
13	Germani, Marcus	8	5	0	0	0	2	0	0	20	19	29	5.80	181.3
14	Browne, James	7	6	0	0	0	2	0	0	18	9	27	4.50	117.4
15	Smith, Xavier	5	3	1	0	0	0	0	0	1	17	24	12.00	126.3
16	Szauer, Marcus	5	3	0	0	0	0				8	16	5.33	
17	Kanchan, Krish	1	1	1	0	0	0				12*	12	NA	
18	Doyle, Sam	6	2	1	0	0	0				4*	6	6.00	
19	Williams, Cameron	5	1	1	0	0	0				1*	1	NA	
20	Zammit, Richard	12	1	1	0	0	0				0*	0	NA	
21	Cahill, Xavier J	2	1	0	0	0	1				0	0	0.00	
22	Iskra, Kane	3	1	0	0	0	1				0	0	0.00	

	PLAYER	MAT	O	M	R	W	5WI	10WM	BBI	AVE.	STR.	ECN.
1	Hellard, John	9	54	6	210	18	1	0	6/13	11.67	18.00	3.89
2	Bialecki, Jamie	12	70	15	222	16	0	0	4/8	13.88	26.25	3.17
3	Smith, Xavier	5	32	6	101	9	0	0	3/28	11.22	21.33	3.16
4	Doyle, Sam	6	28	5	104	8	0	0	3/21	13.00	21.00	3.71
5	Browne, James	7	37.1	6	147	8	0	0	3/4	18.38	27.88	3.96
6	Turner, Alex	9	34.4	1	156	8	0	0	3/9	19.50	26.00	4.50
7	Szauer, Marcus	5	19.5	0	85	5	0	0	3/23	17.00	23.80	4.29
8	Germani, Marcus	8	19	1	97	5	0	0	2/19	19.40	22.80	5.11
9	Williams, Cameron	5	32	1	141	5	0	0	2/42	28.20	38.40	4.41
10	Kanchan, Krish	1	6	1	23	2	0	0	2/23	11.50	18.00	3.83
11	Davey, Brendan	7	9	1	56	2	0	0	2/11	28.00	27.00	6.22
12	Iskra, Kane	3	19	1	66	2	0	0	1/12	33.00	57.00	3.47
13	Ebrahim, Imthath	6	4	1	6	1	0	0	1/6	6.00	24.00	1.50
14	Zammit, Ryan	12	3	0	26	1	0	0	1/26	26.00	18.00	8.67
15	Boyle, Joel	9	6.1	0	62	1	0	0	1/12	62.00	37.00	10.05
16	Iskra, Ryan	5	18	1	84	1	0	0	1/31	84.00	108.00	4.67
17	Hefter, Sean	11	1	0	15	0	0	0	0/15	NA	NA	15.00
18	McSwain, Jarrod	2	1	0	17	0	0	0	0/17	NA	NA	17.00
19	Cahill, Xavier J	2	6	2	22	0	0	0	0/22	NA	NA	3.67
20	Dang, Nguyen	4	6	0	42	0	0	0	0/7	NA	NA	7.00

5TH XI STATS

	PLAYER	MAT	INN	NO	100S	50S	0S	4S	6S	MINS	HS	RUNS	AVE.	STR.
1	Grant, Paul	9	9	1	0	1	1	1	0	32	62*	252	31.50	1145.5
2	Cheshire, Conor	9	9	0	0	1	1				54	126	14.00	
3	Katepally, Ram	10	10	3	0	0	2	0	0	12	29	98	14.00	753.8
4	Cheshire, James	9	9	1	0	0	0				26	83	10.38	
5	Bal, Jaskaran	9	9	2	0	0	1	0	0	19	24	79	11.29	658.3
6	Doyle, Sam	4	4	0	0	0	2				33	61	15.25	
7	Craven, Jason	2	2	0	0	1	0				51	53	26.50	
8	Ciavarella, Aaron	1	1	0	0	0	0	3	0	84	45	45	45.00	53.6
9	Hefter, Adam	1	1	0	0	0	0				38	38	38.00	
10	Vahora, Muim	10	9	1	0	0	4				15	36	4.50	
11	Zammit, Ryan	1	1	1	0	0	0				35*	35	NA	
12	Grant, Liam P	2	2	0	0	0	1				35	35	17.50	
13	Kumar, Vijay	3	3	0	0	0	0				15	31	10.33	
14	Germani, Marcus	1	1	0	0	0	0				30	30	30.00	
15	Harrington, John	5	4	0	0	0	0				17	27	6.75	
16	O'Connell, Patrick	1	1	0	0	0	0				26	26	26.00	
17	Smith, Xavier	3	2	1	0	0	0	0	0	16	13	22	22.00	146.7
18	Carrick, Travis	1	1	0	0	0	0	2	0	35	20	20	20.00	105.3
19	Kiker, Geoff M	1	1	0	0	0	0				20	20	20.00	
20	Noonan, Gus	1	1	0	0	0	0	1	0	40	18	18	18.00	60.0
21	Iskra, Kane	4	3	0	0	0	0				6	13	4.33	
22	Gray, James	1	1	0	0	0	0				12	12	12.00	
23	Versace, Joel A	1	1	0	0	0	0	1	0	27	10	10	10.00	50.0
24	Finlay, William A	6	4	1	0	0	0				4	9	3.00	
25	Zammit, Richard	1	1	0	0	0	0				7	7	7.00	
26	O'Connell, Michael	1	1	0	0	0	0				5	5	5.00	
27	Roggenkamp, Matthew	1	1	0	0	0	0				4	4	4.00	
28	Mathews, Luke	7	5	3	0	0	2				2*	2	1.00	
29	Davey, Brendan	1	1	0	0	0	1	0	0	3	0	0	0.00	0.0
30	Cheshire, John	2	2	0	0	0	2				0	0	0.00	
31	Simpson, Ben	1	1	1	0	0	0				0*	0	NA	
32	Kumar, Kuldeep	1	1	0	0	0	1				0	0	0.00	

	PLAYER	MAT	O	M	R	W	5WI	10WM	BBI	AVE.	STR.	ECN.
1	Katepally, Ram	10	51.5	12	140	10	0	0	3/11	14.00	31.10	2.70
2	Iskra, Kane	4	27	2	98	5	0	0	2/17	19.60	32.40	3.63
3	Mathews, Luke	7	17.2	0	116	5	0	0	2/32	23.20	20.80	6.69
4	Grant, Liam P	2	12	0	75	4	0	0	2/36	18.75	18.00	6.25
5	Vahora, Muim	10	30	26	135	4	0	0	2/8	33.75	45.00	4.50
6	Noonan, Gus	1	5	0	18	3	0	0	3/18	6.00	10.00	3.60
7	Grant, Paul	9	45	9	120	3	0	0	2/22	40.00	90.00	2.67
8	Davey, Brendan	1	1	1	0	2	0	0	2/0	0.00	3.00	0.00
9	Simpson, Ben	1	7	1	20	2	0	0	2/20	10.00	21.00	2.86
10	Smith, Xavier	3	10.3	0	39	2	0	0	2/5	19.50	31.50	3.71
11	Harrington, John	5	15	0	66	2	0	0	1/13	33.00	45.00	4.40
12	Doyle, Sam	4	15	2	67	2	0	0	1/3	33.50	45.00	4.47
13	Cheshire, James	9	18	3	69	2	0	0	1/10	34.50	54.00	3.83
14	Cheshire, Conor	9	13	0	69	2	0	0	1/19	34.50	39.00	5.31
15	Bal, Jaskaran	9	38.3	3	199	2	0	0	1/16	99.50	115.50	5.17
16	Kumar, Kuldeep	1	4	0	18	1	0	0	1/18	18.00	24.00	4.50
17	Cheshire, John	2	0.2	0	2	0	0	0	0/2	NA	NA	6.00
18	O'Connell, Patrick	1	0.3	0	3	0	0	0	0/3	NA	NA	6.00
19	Germani, Marcus	1	4	0	20	0	0	0	0/20	NA	NA	5.00
20	Finlay, William A	6	12	1	42	0	0	0	0/1	NA	NA	3.50

Junior Stats Due to teams changing grades mid-season, junior stats are listed in alphabetical order.

	PLAYER	MAT	INN	NO	100S	50S	0S	4S	6S	MINS	HS	RUNS	AVE.	STR.
1	*****	6	6	3	0	0	1	0	0	24	7*	15	5.00	88.2
2	Anderson, Callum	8	8	4	0	0	0	17	2	193	33*	121	30.25	78.6
3	Anderson, Lachlan	16	12	6	0	0	3	0	0	117	30	91	15.17	76.5
4	Antonius, Thomas	9	9	4	0	0	2				20*	75	15.00	144.2
5	Bain, Andrew	8	3	1	0	0	1				2*	4	2.00	
6	Beerens, Jack	9	9	4	0	0	2				13*	27	5.40	337.5
7	Bourke, Lucas	7	7	3	0	0	0				15*	77	19.25	248.4
8	Campbell, Jack	5	5	3	0	0	0	10	2	67	33*	65	32.50	110.2
9	Carlier, Jack	5	5	1	0	0	1				11*	21	5.25	
10	Cheshire, John	10	10	4	0	0	1	7	0	31	30*	106	17.67	294.4
11	Condon, Heath	6	6	1	0	0	2	3	1	133	20*	46	9.20	56.8
12	Cook, Ned	6	6	1	0	0	3				20	31	6.20	
13	De Fazio, Jack	7	7	2	0	0	3				12*	31	6.20	3100.0
14	Drew, Flynn	8	8	3	0	0	2				6*	22	4.40	733.3
15	Fitzgerald, Jude	9	8	2	0	0	1	1	0	32	18*	43	7.17	153.6
16	Freebairn, Alex	8	7	2	0	0	1				12*	21	4.20	210.0
17	freebairn, Will	9	6	4	0	0	0	1	0	18	11*	26	13.00	185.7
18	Frendo, Ben	6	5	2	0	0	2	2	0	90	18	27	9.00	45.0
19	Gilbert, Aidan	9	6	3	0	0	1	0	0	18	5*	14	4.67	26.4
20	Gilbert, Tyson	9	8	5	0	0	2	5	0	34	14*	37	12.33	51.4
21	Gilham, Daniel	15	15	2	0	0	3	9	1	391	48	260	20.00	78.5
22	Gilham, Luke	17	16	9	0	0	1	40	8	213	33*	360	51.43	139.0
23	Gondelez, Rafael	9	9	4	0	0	2	6	0	28	38*	107	21.40	465.2
24	Gonzalez, Ruben	9	9	2	0	0	3				8*	25	3.57	119.0
25	Goodear, Harry	9	9	7	0	0	0				24*	81	40.50	213.2
26	Gordon, Lachlan	6	3	0	0	0	0	1	0	96	14	25	8.33	43.9
27	Gorman, Jack	8	8	4	0	0	0				16	65	16.25	240.7
28	Gorman, Josh	5	5	2	0	0	2				8*	12	4.00	300.0
29	Grant, Benjamin J	10	10	6	0	0	0	8	0	75	32*	146	36.50	256.1
30	Gray, James	15	15	5	0	1	1	4	0	186	52*	205	20.50	115.2
31	Harris, Matthew	9	4	1	0	0	2	1	0	21	5*	7	2.33	43.8
32	Helmets, Noah	8	6	3	0	0	2	1	0	21	12*	17	5.67	44.7
33	Hogan, Cooper	9	9	4	0	0	1				23	70	14.00	212.1
34	Hume, Lachlan	7	2	1	0	0	0				7	11	11.00	
35	Jordan, Harry	9	9	5	0	0	2				9*	39	9.75	354.5
36	Jurickskay, Samuel	9	9	5	0	0	0				26	148	37.00	344.2
37	Kanchan, Krish	9	9	1	0	0	1	4	1	42	32	108	13.50	196.4
38	Kanchan, Vivaan	7	7	4	0	0	0				19*	73	24.33	
39	Kc, Dipersan	6	6	0	0	0	1	4	0	174	25	40	6.67	33.1
40	Knothe, Matthew	9	8	3	0	0	1	0	0	13	40*	101	20.20	1010.0

	PLAYER	MAT	INN	NO	100S	50S	0S	4S	6S	MINS	HS	RUNS	AVE.	STR.
41	Kopp, Jamie	6	5	0	0	0	2	0	0	85	5	10	2.00	14.9
42	Latham, Charlie	8	8	3	0	0	2				32*	100	20.00	357.1
43	Leishman, Nigel	6	6	1	0	0	1				9	15	3.00	78.9
44	Maclaren , Oliver	9	9	2	0	0	0	5	2	74	45	208	29.71	203.9
45	Maclaren, Hamish	9	9	8	0	0	1	7	0	68	18*	62	62.00	69.7
46	Mathews, Anthony	9	4	1	0	0	1				1	2	0.67	
47	Mathews, Kieran	6	6	2	0	0	1	1	0	22	9*	23	5.75	104.5
48	Micallef, Lachlan	9	5	0	0	0	1	0	0	18	12	24	4.80	171.4
49	Murphy, Bailey	10	10	5	0	0	0	6	0	103	18*	81	16.20	58.7
50	Phelan, Patrick	9	7	4	0	0	2	4	0	72	20*	51	17.00	52.0
51	Player_1, Unknown	3	3	2	0	0	0	1	0	33	5*	11	11.00	39.3
52	Player_2, Unknown	2	2	0	0	0	1	3	0	27	25	25	12.50	92.6
53	Player_3, Unknown	2	2	0	0	0	1	0	0	22	3	3	1.50	27.3
54	Ramkumar, Akshay	14	14	8	0	0	1	21	1	210	37*	201	33.50	134.9
55	Read, Sam	7	7	1	0	0	1				20	66	11.00	825.0
56	Reed, Matthew	8	8	1	0	0	1				8	27	3.86	245.5
57	Roggenkamp, Matthew	13	13	6	0	0	1	22	1	86	36*	233	33.29	242.7
58	Roggenkamp, Thomas	11	11	8	0	0	2	2	0	34	29	68	22.67	151.1
59	Sammut, Isaac	4	2	1	0	0	1				22*	22	22.00	
60	Sharkey, Ethan	9	9	5	0	0	1	10	1	102	24*	81	20.25	74.3
61	Sharkey, Xavier	4	4	3	0	0	0				8	18	18.00	
62	Soldaini, Joshua	9	9	1	0	0	2	0	0	21	8	24	3.00	218.2
63	Stockdale, Charlie	7	7	1	0	0	4				7*	14	2.33	127.3
64	Tatham - Thompson, Rufus	6	5	1	0	0	2	2	0	39	8*	20	5.00	66.7
65	Thomson, Joshua	6	6	1	0	0	0	4	0	214	38	64	12.80	42.1
66	Trindade, Jeremy	8	8	2	0	0	4				4	8	1.33	66.7
67	Tudor, Charlie	8	8	4	0	0	0				17	65	16.25	216.7
68	Tutus, Luke	6	6	2	0	0	0	2	0	139	15*	39	9.75	32.8
69	Venables, Levi	7	7	3	0	0	1				17*	46	11.50	460.0
70	Webb, Blake	6	3	1	0	0	2	0	0	8	0*	0	0.00	0.0
71	Weir, Patrick	6	6	2	0	0	4				2*	2	0.50	

2019/20 FINAL LADDERS

1st XI

RANK	TEAM	P	W2	W1	D	L1	L2	WKTS LOST	RUNS FOR	WKTS TAKEN	RUNS AGST	POINTS	%
1	Kew	13	0	12	1	0	0	63	2642	115	1744	75	2.7653
2	Brunswick	13	0	10	0	3	0	81	2013	105	1749	60	1.4920
3	Plenty Valley	13	0	9	1	3	0	83	2207	116	2030	57	1.5194
4	Preston	13	0	9	1	3	0	72	1905	98	1894	57	1.3690
5	Werribee CC	13	0	8	1	4	0	87	2161	101	1885	51	1.3309
6	Williamstown	13	0	7	2	4	0	95	2147	94	2087	48	1.0179
7	Hoppers Crossing CC	13	0	6	1	6	0	121	1792	99	1622	39	0.9039
8	Ivanhoe	13	0	6	0	7	0	111	1937	91	2235	36	0.7105
9	St. Bernard's OC	13	0	5	0	8	0	90	1923	96	1815	30	1.1301
10	Yarraville	13	0	5	0	8	0	92	2283	86	2404	30	0.8877
11	Altona	13	0	5	0	8	0	93	1899	84	2134	30	0.8038
12	Melton	13	0	2	2	9	0	101	1592	77	1855	18	0.6543
13	Coburg	13	0	2	1	10	0	113	1745	71	2295	15	0.4777
14	Taylors Lakes	13	0	0	0	13	0	114	1633	83	2130	0	0.5582

2nd XI

RANK	TEAM	P	W2	W1	D	L1	L2	WKTS LOST	RUNS FOR	WKTS TAKEN	RUNS AGST	POINTS	%
1	Kew	13	0	12	0	1	0	51	2171	119	1687	72	3.0028
2	Werribee CC	13	0	10	0	3	0	99	1971	110	1714	60	1.2777
3	Preston	13	0	9	0	4	0	81	1825	105	1673	54	1.4141
4	Altona	13	0	9	0	4	0	86	1713	102	1619	54	1.2549
5	Brunswick	13	0	9	0	4	0	91	1966	101	1852	54	1.1782
6	Yarraville	13	0	8	0	5	0	94	2048	106	1988	48	1.1617
7	St. Bernard's OC	13	0	6	1	6	0	100	2084	109	1964	39	1.1566
8	Plenty Valley	13	0	5	1	7	0	101	2086	96	1972	33	1.0054
9	Coburg	13	0	5	1	7	0	101	1764	79	1780	33	0.7751
10	Williamstown	13	0	5	0	8	0	97	1966	95	1930	30	0.9976
11	Hoppers Crossing CC	13	0	5	0	8	0	113	1810	97	1940	30	0.8009
12	Melton	13	0	3	1	9	0	104	1705	59	2141	21	0.4518
13	Ivanhoe	13	0	2	2	9	0	112	1781	93	2034	18	0.7271
14	Taylors Lakes	13	0	0	0	13	0	118	1408	70	1830	0	0.4564











3rd XI

RANK	TEAM	P	W2	W1	D	L1	L2	WKTS LOST	RUNS FOR	WKTS TAKEN	RUNS AGST	POINTS	%
1	Werribee CC	13	0	10	1	2	0	66	1791	112	1291	63	2.3542
2	Preston	13	0	10	1	2	0	57	1765	110	1548	63	2.2003
3	Altona	13	0	10	1	2	0	80	1744	107	1426	63	1.6358
4	Yarraville	13	0	8	2	3	0	71	1658	99	1585	54	1.4586
5	Brunswick	13	0	8	1	4	0	90	1977	92	1687	51	1.1979
6	Kew	13	0	7	1	5	0	79	1764	99	1759	45	1.2567
7	Hoppers Crossing CC	13	0	7	1	5	0	98	1628	98	1515	45	1.0746
8	Coburg	13	0	6	1	6	0	97	1666	87	1609	39	0.9287
9	St. Bernard's OC	13	0	5	1	7	0	99	1491	98	1613	33	0.9150
10	Plenty Valley	13	0	4	1	8	0	96	1678	92	1942	27	0.8281
11	Ivanhoe	13	0	4	1	8	0	101	1608	71	1690	27	0.6689
12	Melton	13	0	2	2	9	0	99	1159	42	1308	18	0.3759
13	Williamstown	13	0	1	1	11	0	93	1432	69	1772	9	0.5996
14	Taylors Lakes	13	0	1	1	11	0	112	1419	62	2035	9	0.3860

4th XI

RANK	TEAM	P	W2	W1	D	L1	L2	WKTS LOST	RUNS FOR	WKTS TAKEN	RUNS AGST	POINTS	%
1	Kew	13	0	10	1	2	0	74	2074	106	1571	63	1.8911
2	Brunswick	13	0	10	1	2	0	86	2089	103	1799	63	1.3907
3	Werribee CC	13	0	8	2	3	0	61	1830	104	1242	54	2.5121
4	Plenty Valley	13	0	8	1	4	0	61	1296	101	1360	51	1.5778
5	St. Bernard's OC	13	0	8	1	4	0	67	1642	94	1531	51	1.5047
6	Williamstown	13	0	8	1	4	0	73	1845	86	1533	51	1.4178
7	Yarraville	13	0	7	2	4	0	91	1768	87	1735	48	0.9742
8	Hoppers Crossing CC	13	0	5	2	6	0	92	1540	88	1568	36	0.9394
9	Coburg	13	0	5	1	7	0	91	1439	99	1601	33	0.9778
10	Ivanhoe	13	0	4	2	7	0	107	1576	71	1835	30	0.5699
11	Preston	13	0	3	1	9	0	96	1352	77	1675	21	0.6474
12	Melton	13	0	3	1	9	0	112	1426	64	1930	21	0.4222
13	Altona	13	0	2	1	10	0	93	1492	71	1769	15	0.6439
14	Taylors Lakes	13	0	1	1	11	0	107	1529	60	1749	9	0.4902

5th XI

RANK	TEAM	P	W2	W1	D	L1	L2	WKTS LOST	RUNS FOR	WKTS TAKEN	RUNS AGST	POINTS	%
1	 Werribee Centrals	12	0	8	3	1	0	68	1517	89	1000	57	1.9855
2	 Laverton White	12	0	8	2	2	0	73	1534	90	1375	54	1.3754
3	 Druids Purple	12	0	6	3	3	0	88	1388	87	1486	45	0.9234
4	 Williamstown CYMS	12	0	6	2	4	0	63	1407	83	1459	42	1.2705
5	 Will'town Imps Gold	12	0	5	2	5	0	69	1551	85	1511	36	1.2645
6	 Laverton Black	12	0	5	1	6	0	95	1337	90	1227	33	1.0323
7	 Will'town Imps Navy	12	0	5	1	6	0	78	1367	70	1484	33	0.8267
8	 Druids Gold	12	0	4	1	7	0	89	1079	71	1179	27	0.7301
9	 St. Bernard's OC	12	0	2	4	6	0	86	1289	57	1357	24	0.6296
10	 Seddon	12	0	1	1	10	0	85	1096	72	1487	9	0.6243








JG Craig

Victorian Sub-District Cricket Association - J G Craig Under 15 North Group

RANK	TEAM	P	BYE	W2	W1	D	L1	L2	WKTS LOST	RUNS FOR	WKTS TAKEN	RUNS AGST	POINTS	%
1	Plenty Valley	6	1	0	6	0	0	0	35	1111	54	665	36	2.5776
2	Coburg	7	1	0	4	2	1	0	35	750	44	556	30	1.6958
3	Brunswick	7	1	0	4	1	2	0	47	743	48	746	27	1.0172
4	Kew	7	1	0	3	1	3	0	53	738	51	748	21	0.9494
5	St. Bernard's OC	7	1	0	2	1	4	0	52	477	45	831	15	0.4967
6	Ivanhoe	6	1	0	1	0	5	0	53	633	44	813	6	0.6464
7	Preston	6	1	0	0	1	5	0	44	605	33	698	3	0.6501







Under 16 A

North West Metropolitan Cricket Association - Under 16 (2) Friday

RANK	TEAM	P	BYE	W2	W1	D	L1	L2	WKTS LOST	RUNS FOR	WKTS TAKEN	RUNS AGST	POINTS	%
1	 Sunshine YCW	9	1	0	7	2	0	0	23	969	42	743	54	2.3815
2	 PEGS/East Coburg	9	1	0	5	1	3	0	33	1023	41	974	39	1.3049
3	 St. Bernard's OC	9	1	0	4	1	4	0	49	954	30	1098	33	0.5320
4	 Strathmore Cricket Club	9	1	0	3	2	4	0	35	1011	47	1072	30	1.2664
5	 Doutta Stars	9	1	0	3	2	4	0	42	878	42	925	30	0.9492
6	 Moonee Valley	9	1	0	1	2	6	0	32	887	32	993	18	0.8933
7	 Sydenham / Hillside	10	0	0	1	2	7	0	51	1068	30	1172	12	0.5360






Under 14A

North West Metropolitan Cricket Association - EBKCA Shield 14 A

RANK	TEAM	P	BYE	W2	W1	D	L1	L2	WKTS LOST	RUNS FOR	WKTS TAKEN	RUNS AGST	POINTS	%
1	 Glenroy	10	0	0	9	1	0	0	55	1341	68	865	57	1.9167
2	 St Bernard's OC Cricket Club	9	1	0	5	1	3	0	30	1092	54	975	39	2.0160
3	 Craigieburn	10	0	0	5	2	3	0	58	1071	64	870	36	1.3584
4	 Aberfeldie	10	0	0	4	1	5	0	55	1140	52	1151	27	0.9364
5	 Aberfeldie Park	10	0	0	4	1	5	0	73	1011	50	1271	27	0.5448
6	 Brunswick	10	0	0	2	2	6	0	45	1038	51	1098	18	1.0714






Under 14 Friday

North West Metropolitan Cricket Association - Under 14 (3) Friday

RANK	TEAM	P	W2	W1	D	L1	L2	WKTS LOST	RUNS FOR	WKTS TAKEN	RUNS AGST	POINTS	%
1	 Doutta Stars Cricket Club	10	0	7	2	1	0	36	1253	53	744	48	2.4794
2	Strathmore Heights	10	0	5	2	3	0	43	1140	41	899	42	1.2091
3	 St. Bernard's OC	10	0	6	2	2	0	47	1110	45	1047	36	1.0151
4	 Westmeadows	10	0	4	2	4	0	40	1019	37	955	30	0.9870
5	 Sunshine YCW Cricket Club	10	0	1	2	7	0	53	780	42	1018	12	0.6072
6	 Taylors Lakes	10	0	1	2	7	0	42	864	30	1276	12	0.4837






Under 12 Friday A

North West Metropolitan Cricket Association - Under 12 (1) Friday

RANK	TEAM	P	W2	W1	D	L1	L2	WKTS LOST	RUNS FOR	WKTS TAKEN	RUNS AGST	POINTS	%
1	 Aberfeldie	9	0	7	2	0	0	27	837	41	571	48	2.2259
2	 Brunswick	9	0	5	2	2	0	34	749	47	711	36	1.4562
3	 St Bernard's OC Cricket Club	9	0	3	2	4	0	24	636	38	606	24	1.6617
4	 Strathmore	9	0	3	2	4	0	40	849	40	740	24	1.1473
5	Kensington Juniors	9	0	3	2	4	0	46	589	22	670	24	0.4204
6	 Essendon	9	0	3	2	4	0	30	674	41	704	18	1.3084

Under 12 Friday B

North West Metropolitan Cricket Association - Under 12 (5) Friday

RANK	TEAM	P	BYE	W2	W1	D	L1	L2	WKTS LOST	RUNS FOR	WKTS TAKEN	RUNS AGST	POINTS	%
1	 Craigieburn Cricket Club	8	1	0	6	2	0	0	25	647	43	360	48	3.0912
2	 Moonee Valley Cricket Club	8	1	0	4	2	2	0	29	491	32	428	36	1.2659
3	 St Bernard's OC Cricket Club	8	1	0	3	2	3	0	43	495	37	536	30	0.7946
4	Kensington Juniors	9	0	0	4	2	3	0	41	624	30	641	30	0.7123
5	 Brunswick	9	0	0	3	2	4	0	28	458	34	467	24	1.1909
6	 West Coburg	9	0	0	1	2	6	0	34	443	29	580	12	0.6515