



St Bernard's Old Collegians Cricket Club

Annual Report & Financial Statements

2022/23

President- Brendan Davey

Secretary- Alex Turner

ABN- 62 431 041 878

Founded 1968- Affiliated V.S.D.C.A * N.W.M.C.A * V.T.C.A*V.C.A

President's report Coaches report Junior co-ordinator's report Treasurer's report	<i>Brendan Davey Kyle Adams Anthony Jordan Terry Davis</i>
Financial Statements 2 nd XI Captain's report	<i>Terry Davis Geoff Kiker</i>
3 rd XI Captain's report 4 th XI Captain's report	<i>Liam Jilla Brendan Davey</i>
5 th XI Captain's report Over 50s Captains Report	<i>Paul Grant Duncan Hefter</i>
JG Craig Report 2022/23 Trophy Winners	<i>Alex Maynard</i>
Highest Scores & Milestones 1 st XI Season Results	
2 nd XI Season Results 3 rd XI Season Results	
4 th XI Season Results 5 th XI Season Results	
Over 50s Season Results Over 60s Season Results	
Junior Players Season Results Final Ladders 2022/23	

SBOCCC 2022/23 Committee

President: Brendan Davey

Vice-President: Tom Isaacs

Vice-President: Patrick O'Connell

Hon. Secretary: Alex Turner

Assistant Secretary: Jordan Mills

Hon. Treasurer: Terry Davis

General Committee:

James Browne

Luke Davis

Daniel O'Connell

Greg Salamito

Glenn Scarborough

Lachlan Wade

Richard Zammit

PRESIDENT'S REPORT

It is with great pleasure I present to you the President's report for the 2022/23 season.

October Rain

With two years of COVID restrictions and hurdles we overcame, we could have been forgiven for thinking that we deserved a cricket season that felt normal, mother nature had other ideas. With most of Melbourne underwater and some grounds not being able to get up from footy season we knew we would have to be patient and be ready for what would come our way. With images of the Maribyrnong completely flooded it was strange to see our grounds with sprinklers on. Our cover management meant we were able to make use of the centre wicket and prepare for the season.

With two-day games reverting to one-day games to ensure we paly everyone, I was proud of our resilience to get on with the job. Great credit to the VSDCA to ensuring that all bar one fixture was completed for the whole season. A remarkable effort.

3rd in the Club Championship

The VSDCA hold the Club Championship award as the best way to gauge a club's health. On the back of a 5th placed finish in 2021/22, the club backed up this performance to finish 3rd overall. A proud achievement to improve on the year before especially when our 1st and 2nd XI's are playing in the toughest side of the draw.

Our 1st and 2nd XI's again made Semi-Finals and were unable to overcome tough competition. Whilst the better teams won on the day, there was definitely a sense that again, for the second year in a row, we let ourselves down at the second last hurdle.

The 4ths also made finals, year one from the promotion to Division 1. The quality of cricket from Division 1 to 2 was there for all to see and a great effort to make the finals with a game to spare. Beaten heavily by the eventual premiers who were far to good on the weekend.

Our 3rds and 5ths missed finals narrowly, a showing of the health of the club that no side was a burden to the group and all were playing quality cricket to the very end.

Turf Nets

A truly satisfying moment when we were able to open the turf nets for official training. What at times seemed like a distant dream was turned reality, as we, as a club raised \$50,000 to green light the project and turn the first sod.

Many thanks to Bendigo Bank Keilor East, Cricket Victoria, Tony Isaacs, Phil Conlan, Terry Davis, John Jordan and Tim Seccul for their generous donations to make the project come to life.

From here, Chris Spinella was the committee representative tasked with liaising with the College as our project manager. His know how, connections and organisation led to works being completed during the October rain when many of the State's projects were not running.

It was fitting that College Principal Michael Davies delivered a beauty of a left arm spinning delivery which Chris gently pushed through cover! A momentous occasion. From here, our green thumbs led by Dan O'Connell and Aaron Smillie got to work in scarifying, mowing, watering and rolling to allow us to have 6 sessions in the back end of the season. Thanks to Jordan Mills, Blake Manassa and Thomas Winchester for their work along with all the weekday rollers.

We look forward to working with the College to have them ready for the start of the season and having full use across the season.

King Nish

New recruit Nishal Perera wasted no time in announcing himself as top dog. Nish was named our Beau Redmond medallist as Club Champion as well as being named in the VSDCA Team of the Year. A wonderful achievement having amassed 324 runs @30 along with 39 wickets @13. This included 1 century and best figures of 6/41. Congratulations Nishal.

Daniel O'Connell is Best Club Person

Keeping it in the family, Daniel O'Connell was named best club person a year after brother Pat. Daniel was instrumental in many of the behind the scenes happenings at the club. His Player Auction was a huge success and brought about great competition and interest throughout the season. His tireless work organising our uniform ordering and distribution is an arduous task but one that is important to the players and then coordinating our Frog Box live streaming. A fantastic season by Doc and won that was rewarded with the ultimate club acknowledgement.

Juniors

Thank you to Anthony Jordan for his work coordinating our junior program. The most important arm of our club and it is great to see our junior program very healthy. With creating a stronger connection to the footy club, we are hoping to welcome many new families this next season.

Thanks also to Meagan Bourke and Emma Antonius for assisting Anthony as members of the junior committee. Also, thanks to the many parents who coached and assisted teams this season.

Phil Conlan Life membership

It was a great moment to welcome Phil Conlan as the 25th Life Member of our club. Personally, Phil has been a great mentor to me and this was just rewards for years of service to our club. In particular it was his ability create connections to the club in a sponsorship sense and then keep players playing together to help our teams. This work has allowed us to maintain strong numbers in our lower XI's which is vital for our club.

Strong Financially

Terry will provide the statements below but I would like to express how happy I am with the current situation of club finances. We have a healthy balance with the committee committed to extending this. We have been able to do this whilst investing in our nets, junior playing facilities and extra equipment to help our on and off-field endeavours. In today's world, to be financially stable and pushing to grow is a massive effort to all involved.

Thank you skippers

Thank you to our Coach Kyle Adams and his team of Rex Bennett, Geoff Kiker, Liam Jilla, Paul Grant and Duncan Hefter and Phil Conlan for the way they have led their teams. So much time is given to lead our teams and develop our players so thank you very much for your work that you put in. Thanks also to Neil King for his work in leading the Over 60s team.

Mancadams

It would be remiss of me not mention the biggest talking point in Australian Cricket last season, and that is no exaggeration. Kyle's dismissal of Andrew was the talk of local, national and international cricket and cricket has come out the better for it in my opinion.

At the time our only concern was for the wellbeing of Kyle who was copping plenty and our club was put through social media spot light. Our sponsor Systima who looks after Melbourne Victory's socials alerted me to the fact that such was the traction, it had more views than anything Melbourne Victory had posted by the Tuesday after the event. It was incredible. I was pleased with the way we conducted ourselves throughout and looked after Kyle and changing the perception on one of the games grey areas.

As was said at the time, it's simple!

President's thanks

I take great pride in leading this club and I don't for a minute take it for granted. I am very grateful to the committee for their hard work all season.

Patrick O'Connell as one of the Vice-Presidents. Thank you for advice, consultation and guidance throughout the season. Whilst he likes to work behind the scenes, he is very much invested in making our club strong and successful.

Alex Turner as Secretary, thank you for the extra jobs your role entails. Lachie Wade with you bar management this season meant we had the best stocked and most versatile bar in the competition. Thank you to all committee members for giving your time to help run our great club.

Terry Davis, without your tireless work running the day-to-day events of this club we would not be able to play. You provide me with great support and guidance whenever asked and you assist me greatly to do my job.

Glenn Scarborough and Greg Salamito for being our scorers on Saturdays, I thank you for giving up your time to assist our players. Terry and Don as our club umpires, thank you very much for the important part you play on Saturday's.

Duncan Hefter as club historian, thank you very much for the tireless and consistent work in keeping our historical statistics up to date.

Tom Isaacs, Jason Bourke, Anthony Jordan, Geoff Kiker, Chris Spinella, Luke Davis, Dan O'Connell and Duncan Hefter, thank you for your counsel on all things cricket throughout the season. To know I can pick up the phone and discuss matters as they arise is a great help. The club is grateful to have such passionate people who want to see it succeed.

Finally, to my wife Emma, daughter Zara and sons Archer and Henry. Thank you for all your support during the season. Without it, I could not perform this role.

Looking ahead there is a great sense of anticipation from the playing group. Years of internal development in the VSDCA has lead us to believe that we are now not only a good club, but a benchmark for the competition and I look forward to the challenge that brings.

Looking forward to a strong 2023/24 season,

A handwritten signature in black ink, appearing to be 'Brendan Davey', with a long, sweeping horizontal stroke extending to the right.

Brendan Davey
President

COACHES and 1st XI REPORT

With a move to the North/South division a big challenge lay ahead, Covid was behind us and a big pre-season was booked in. Unfortunately, the weather had other plans forcing all our practice matches to be washed out and the first few weeks of the season delayed, to all the players credit everyone stayed positive and numbers to training were great.

We suffered a major setback on the eve of the season losing Aaron Smillie to a serious work injury for the majority of the season. Over the first few weeks of the season some changes of the batting order paid off with Dan O'Connell being brilliant at the top of the order capped off with a 100 against Coburg. Nishal Perera had settled in nicely to the group and was a great addition to the side with bat and ball, while UK import Alex Maynard showed his explosive talent with the bat. After 6 games we were sitting with 2 wins and 3 losses and a washout needing to string together some more consistent performances to make finals, with a change of tactics and more consistent performances we went on a 11-game winning streak.

During that time Conor McGuire had some great performances with bat and ball, Aaron Smillie was building back to full fitness, Rory Collins and Nishal Perera both scored their first 100s. While with the ball Luke Davis picked up a brilliant 5fa in a memorable win against Strathmore that clinched a top 3 finish for the club.

As a batting unit we were able to absorb pressure and then launch counter attacks to give the bowlers decent totals to bowl to. The bowling unit worked as 1 restricting sides with our consistency Nish had a brilliant year with 39 wickets but Shields and Davis were brilliant coming on after the openers in keeping the pressure on the opposition.

To finish the season 3rd and secure a home final was a brilliant result for the club and the performance at home that went with it was just as pleasing. A totally dominant win with Conor McGuire making a brilliant 96 and some late order hitting from 2nd gamer Dang got us a total that would prove way to many for Brighton to chase down. A fiery opening spell from Aaron Smillie snagging 3 early wickets put us in the box seat and despite some late order hitting we were never really troubled.

The following week at Caulfield Nish bowled brilliantly in trying conditions to restrict them to 180 unfortunately we weren't able to string enough partnerships together with the bat and fell 30 runs short. While Caulfield had the better of the conditions I feel we should have won this game, a disappointing way to finish the season but 1 that produced lots of positives.

Conor McGuire's development and also the fact we were able to debut so many young players (Kanchan, Bal, Noonan, Dang and Winchester) this year and have good performances from them was very pleasing to see, showing that we have great depth and encouraging signs for the future.

On the whole a successful season despite falling just short with the group looking forward to having the opportunity to go better in 2023/24 Thanks to all for their efforts this year.

Kyle Adams
Club Coach

JUNIOR CO-ORDINATOR'S REPORT

It was a most successful season for the Junior section of the Club, with some fantastic performances by some individual players and a great camaraderie displayed by all teams across the season. The focus at St Bernard's is on developing players and giving them all a good opportunity to bat and bowl each match day, which enhances the player's enjoyment of the game as they learn the skills.

In my first season as Junior Co-Ordinator the season was not without its challenges. Firstly, the weather did not cooperate, with the first 3 weeks of the season completely lost to washouts, very unusual for hard wicket cricket. This was exacerbated by the Maribyrnong River flooding which severely damaged ovals in the floodplain, including our secondary home ground, Fairbairn Park. Our oval there was out of action until the Christmas break, which caused all sorts of issues with fixturing and meant that our teams that were meant to play home games there had to play mainly away games.

One saving grace given the loss of Fairbairn Park was the club's earlier purchase of a portable roll out wicket which meant that our Under 12 grades could play at St Bernard's using this wicket on the Oval 2 outfield. While the space on Oval 2 is a little too small in dimensions, at least we were able to get matches played and at our home ground. This portable roll out wicket is an asset to the club and will give us flexibility in fixturing especially as ground availability is at a premium. It is suitable for Under 12 cricket and I believe a more appropriate location for matches to be played is at the Buckley Street or south end of Oval 1 where there is more room.

It was pleasing to get an Under 14 Girls team off the ground and while we didn't have full numbers, we were able to combine with Craigieburn to field a full team as a merged entity. We were unable to get an Under 12 Girls team up although we were close, hopefully we will be able to continue the growth in this area and get full teams up next season.

Onto the cricket and the club fielded the following junior teams for the season:

- Under 16 – 1 x Saturday (in Div 2) and 1 x Friday (in Div 2).
- Under 14 – 2 x Friday (in Div 2 and Div 5).
- Under 14 Girls – 1 x Monday
- Under 12 – 2 x Friday (in Div 1 West and Div 5 West)
- Under 10 – 2 x Friday (no grading)

Once the cricket got going it was pleasing to see the strong performances across the board from all teams, with a number of our teams featuring in the finals. Unfortunately, we were unable to get any teams into a Grand Final with most teams bowing out at the Semi Final stage and so there were no premierships won, but with our focus on development and enjoying our cricket there was plenty to take out of it.

I would like to thank the coaches of the various teams, who gave up their valuable time to impart their cricket knowledge onto the players both on match days and at training through the week. We were in a very fortunate position to have enough parents volunteer to coach teams this season and this took the pressure off myself and the club to find others to coach.

I would also like to thank those other parents who took on team manager roles, assisted with training and helped on match days with scoring, all appreciated.

Summary of Results for Teams & Finals Results (where applicable)

- Under 16 Saturday Div 2 – Coach: Mitch Roggenkamp
Finished 3rd, lost Semi Final
- Under 16 Friday Div 2 – Coach: James Cheshire
Finished 6th
- Under 14 Friday Div 2 – Coach: Anthony Jordan

Finished 2nd, lost Semi Final

- Under 14 Friday Div 5 – Coach: James Gorman
Finished 3rd, lost Semi Final
- Under 14 Girls Monday – Coach: Nathan Harding
Finished 7th
- Under 12 Friday Div 1 West – Coach: Jake Trevaskis
Finished 5th, lost Quarter Final
- Under 12 Friday Div 5 West – Coach: David Gnanadurai
Finished 5th, won Quarter Final, lost Semi Final
- Under 10 Friday Black – Coach: James Gorman
No formal results or ladders
- Under 10 Friday Blue – Coaches: Jack Vernon & Nick Smith
No formal results or ladders

One huge positive out of the season was that for the first time in many years we had a number of players who won competition awards in their grades from the NWMCA. These winners were:

- Bailey Murphy – Under 16 Friday Div 2 Batting Award
- Charlie Tudor – Under 14 Friday Div 2 Batting Award
- Sam Juricskay – Under 14 Friday Div 2 Wicketkeeping Award
- Jack Gorman – Under 14 Friday Div 5 Bowling Award
- Zachary Berger – Under 12 Friday Div 5 Bowling Award

Sincere thanks to the fellow members of the Junior Sub-Committee, Meagan Bourke and Emma Antonius. Their work behind the scenes to make things happen and get the junior operations functioning in a number of areas, such as sorting out the uniforms, administering club communications and organising the Junior Presentation Night was greatly appreciated.

Thanks also to Brendan Davey and the Committee of the Club for their assistance to ensure the interests of the juniors was always looked after. Here's hoping the Juniors will continue to grow into next season.

Anthony Jordan
Junior Co-Ordinator

2ND XI CAPTAIN'S REPORT

The second XI backed up with another terrific season in 22/23. While we didn't taste the ultimate success, it was a very rewarding season. We finished on top after the home and away competition, and that was a super effort. Unfortunately, the semi-final again was our hurdle - not playing the cricket we know we can.

Some individual highlights from the year included:

- Jordan Mills, 115 V Plenty Valley - Loves beating up on the boys from Yarrambat.
- Chris Davis, 6/45 V Brunswick. It was the second spell that was the standout with 5/27 in 10 overs to put Brunswick on the ropes after tea.
- Tom Winchester, 4 innings of more than 50 plus runs which included a match winning 54* against Brunswick.
- Gus Noonan, 5/18 against Coburg. Considering we only made a total of 88 it was a brilliant spell to give us a chance.
- Richie Turner, 5/33 V Moorabbin - a standout performance on the day.
- James Lowrie, 5/42 V Kew Qualifying Final. This was fantastic from the old boy to show age is no barrier, too much smarts for Kew on this occasion.

While the team had many highlights throughout the year, one game stood out for me.

Semi-Final win V Kew was another great team performance and would be up there with the great wins against a powerful outfit. After electing to bat first it didn't go our way. 5/43 wasn't a great start. We then had some great partnerships and contributions down the order to post 9 for 223.

We knew we needed to take early wickets, but I did not expect to see the spell of the year from Gus Noonan with an amazing 3 for 0 off his first 7 balls. This was an unbelievable start for us, but we knew Kew still had a lot to come with the bat.

The contribution of everyone with ball in hand, and in the field was sensational. James Lowrie did the job through the middle innings with 5/42 off 19 overs. Blake Manassa was again at his best behind the stumps with 3 crucial dismissals. It was getting a little tight but give the ball to ever-reliable Chris Davis to take the last 2 wickets and knock them over for 190. What a special win!!

This year we saw 3 debutants Jas Bal, Krish Kanchan and Nguyen Dang go from playing in the 2ndXI to making their 1st XI debut. This is what it is all about from a 2nd XI skipper's point of view - seeing players go on and play at a higher level. Well done boys!

Congratulations to Kyle for the efforts and structure you have put in over the last 2 years. Finishing top 3 in the Club Championship and 3 teams again playing finals is a great reward for all your effort.

Thank you to the selection committee, Rex, Kyle, Liam, Brendan, and Paul for all your support in 22/23.

Thank you to our team manager and scorer Greg Salamito for all his work before and after games. I personally would like to express my thanks, as your efforts make my role so much easier on game day.

Finally, thank you to Brendan and the SBOCCC committee for allowing me to captain the 2ndXI. It has truly been a rewarding 4 years with the Club. To all the players who have come through during that time, you have made it even more enjoyable. As I have said before the Club is in a fantastic position as it keeps growing and getting stronger each year to become one of the power houses on and off the field and a very enjoyable place to play cricket.

Geoff Kiker
2nd XI Captain

3RD XI CAPTAIN'S REPORT

I would like to firstly say thank you to the committee for their support in my first year as captain of the thirds. It is a massive honour to be able to captain any side at this fantastic club and is something I will certainly look back on with fond and proud memories. To my two vice captains in Lachie Wade and James Browne I would like to say thank you for your support not only match days but throughout the week, you were both terrific sounding boards and certainly made my job a lot easier. As well as saying thanks to former thirds captain in Travis Carrick who not only offered up advice along the way but also allowed me to be my own type of captain. Special mentions and thanks also go to Coach Kyle, Chairman of selectors Rex and fellow captains Geoff, Brendan and Paul for their support across the 22/23 season.

Winning the premiership, the season before we always knew that going up a division was going to be an extremely difficult and tough ask but I think throughout the season we equipped ourselves really well as a team. There were certainly positives to take out of our first season in division 1 such as the fact that we were able to knock off heavyweight teams in Werribee and Kew on their home turf which showed that rightfully deserved our spot. A pretty special outright victory against Coburg at home too is something that I know I will look back fondly on as not only being captain, but also understanding that outright victories do not come about easily and is something that should be really cherished. Our bowling throughout the season was without a doubt our strength as we would always find a way to peg teams back and make sure we were never out there chasing too big a total with the most being conceded being 194 (we did bat first and scored 193). It is also important to note that we took the most wickets for the season with 122.

Some individual performances from the year include:

- Ollie McClaren's 5/19 off 17 overs against Plenty Valley. It was fantastic to see Ollie's confidence grow as the season went on and he was without our doubt our best bowler after Christmas. His batting performance against Coburg in which he scored 45 off 22 balls and 40 off 31 balls shows that the sky is the limit with Ollie (Also some of the cleanest hitting I have ever seen).
- Naitik Doegar's hatrick against Coburg completely swung the game in our way and was something incredibly special to see the whole team get around and support him. Naitik finished with figures of 3/1 off 3 overs. Naitik also in his other game against Coburg took 4/39 off 9 overs and his control for such a young kid is phenomenal to watch.
- Jamie Bialecki's 4/11 against Coburg set the tone for our performance in making the outright achievable. Jamie was the pick of the bowlers throughout the whole year and lead the attack brilliantly. It was fantastic having a bowler like Jamie in your side as you always knew what you were going to get.
- Richie Turner taking 4/13 off 9 overs against Werribee, 4/29 off 6.4 overs against Plenty Valley and 4/16 off 9 overs against Preston. I was very fortunate and lucky to have Richie in my team for the amount of time I did, he is a spinner with terrific control and understanding of what fields he needs and wants. He was also terrific in helping Naitik in offering up terrific advice.

When it came to the bat we did have the third most scored runs for the year with 2065, but I would like to think that could certainly have been more if we had improved our partnerships and consolidated a bit better rather than losing wickets in clumps. On only 6 occasions did we have partnerships of over 60 runs and on 7 occasions did a player make a score of 50 or more. Moving forward to next season those are the two areas when it comes to batting that I believe if we can fix up there will be no reason as to why we won't be playing finals.

Some individual performances from the year include:

- Nguyen Dang's 123 against Kew, his first for the club and first in his career which completely set us up in that game. This knock also set up Dangy's back end of the year which also culminated in his debut in the firsts.

- Lachie Wde 65 against Brunswick. Lachie was one of most consistent performers throughout the season with him always getting starts and it culminated in him winning the batting average for the season.
- Matt Noonan 63 against Yarraville. Matt is one of the classiest batsman we have within the club and his class shone through this knock.
- Ben Floto 65* against Yarraville. Match winning knock by Ben in his second thirds game and I found we were a much better batting side with him in the lineup.
- Conor Cheshire 58 against Coburg. Conor worked his way into the thirds towards the back half of the season and it was terrific to see him make a 50 in such a short time. I look forward to seeing his development progress in the coming years.
- James Salamitio 51 against Werribee. James had some starts throughout the season so it was pleasing to see him go on and score a 50 out of his starts. Once his confidence is up he is a very effective and damaging batsman.

Overall, we had 31 players come through the thirds this season with 10 debutants that included Naitik Doegar, Simar Jassi, Bailey Murphy, Richie Turner, Kartik Sharma, Mitch Gleeson, Ben Floto, Dean Slattery, Conor Cheshire and Darren Murphy which was very promising for the future of this club. I would like to thank all these players for their efforts over the course of the season and I hope you enjoyed yourselves whilst in the team.

With the pending arrival of my twin boys I will not be returning next season as captain or in a playing capacity. I wish everyone at the club all the best for the upcoming season and know that success again for this club is just around the corner.

Liam Jilla
3rd XI Captain

4TH XI CAPTAIN'S REPORT

It was a privilege to be able to captain the 4th XI this year. After a wonderful season the year before led by Richard Zammit I had big shoes to fill.

We knew that coming up from Division 2 to Division 1 was going to be difficult but we were all excited by the challenge that would bring. Three losses in a row (to the eventual top 3 sides) was a rude awakening but we weren't playing poorly, just up against strong sides. To then get on a run of 5 wins a row in the lead into the Christmas break was sensational and on two occasions we knocked off the side sitting top of the ladder.

The role of the 4ths skipper to support those coming through and that is something I enjoy as a leader of the club. Each week is a different side and that provides great opportunity to those who are playing.

We had 29 players represent the 4ths which is a strong showing of the stability of our club and the commitment our players have. In years gone by this has almost been doubled. This bought about many great performances:

Batting:

Half centuries to Matthew Noonan (x2), Matthew Bergin (x2), Mitch Gleeson and Iain Ahmed brought great enjoyment to the group. Adam Hefter led us as our top scorer and the mainstay in the top order throughout the season.

Bowling:

Ethan Sharkey's blistering 5fa against Werribee who were top of the table was a joy to watch. His exuberance to knock over the top over went a long way to securing the win for us. I made the most of being skipper and was able to pick up some wickets along with Iain and Ethan who all took 10 plus wickets for the season.

I enjoyed watching Will Freebairn develop before our eyes as an opening bowler. He became a steady member of the attack who worked very hard on his game. Bailey Murphy was easily the best wicketkeeper in the division in my opinion. Would keep up to the stumps for the majority of the innings and worked very hard with the wicketkeeping group during the week. He will rise up the ranks very quickly.

Massive thanks to Matthew Bergin and Adam Hefter who were my support staff throughout the year. Whether it be a bold declaration or an interesting fielding placement, they were there to support me! Also, thanks to Don and Terry for being our club umpires for the season.

As I have said earlier, thanks to the selection committee for your time and guidance throughout the year.

Brendan Davey

4th XI Captain

5th XI CAPTAIN'S REPORT

For season 22/23 the 5th eleven's goals were to continue to blood juniors into the senior teams and set a sustainable program of developing the juniors who are keen on making the transition to senior cricket. We set a plan early to establish permanent roles for the regular junior kids like Will Freebairn, John Cheshire, Coby Jarvis, Damon Sykes and Simar Jassi. Will and John were permanent takers of the new ball, Coby and Damon were assigned the gloves and Simar our number one spinner. We felt that permanent roles meant that they could go away and think about their game and develop plans for success. This philosophy saw some excellent returns and great growth in their games. The Growth in Will's game saw him return excellent numbers for season 22/23 with 40 overs taking 8 wickets for 135 runs in 7 games with an average of just under 17 and when you compare his numbers from the previous season, he has almost doubled his workload for more wickets and less runs a fantastic peek into his development. The match smarts of Damon, Coby and Simar for guys who are still so young is really encouraging for the future. We hope that the Snow dogs can continue to play a role in their development.

Conor Cheshire another younger member of the side also made great strides this year, his approach to his game as an opener come a long way and proved a lot to himself that he can play significant roles in the sides that he plays in. He gave the 5ths a season highlight when he brought up his first senior hundred against Coburg, he proved a lot to himself in this innings which set him off for a bumper post-Christmas run fest. Our strengths this year were our top order batting with myself and Conor opening the batting and more often than not hitting 50 runs or more to set the foundation. Our energy in the field also allowed us to continually apply pressure and get the game on our terms. Will and Johnny always looking threatening early with the ball and more often than not getting early breakthroughs.

In terms of challenges, there were a few big moment opportunities that required match awareness to maintain momentum which we couldn't quite maintain, but that provides us with learning points throughout the season.

As a team we finished just outside the top 4 but were in no way punching above our weight. We recorded some strong wins against sides above us that included a win against Roxburgh Park, Sydenham Hillside and Coburg which all came away from home. Vishal Jassi, Nathan Harding and some guest appearances by Tom Winchester, Pat O'Connell mixed well with the junior development. We hope that moving into the next season that we have the opportunity for higher grade players to come down and work with the younger players to really illustrate what we can become.

The 5th eleven is an ever-evolving side and it will be our season 23/24's goal to make an appearance in finals but more importantly it will continue its role of being a pathway for future snow dog stars.

Highlights:

Batting

108* - Conor Cheshire Vs. Coburg

90 – Paul Grant Vs Sydenham Hillside

73 – Conor Cheshire Vs. Sydenham Hillside

66 – Paul Grant Vs Roxburgh Park

Season 22/23 Numbers

Conor Cheshire – 278 @ 34

Paul Grant – 271 @ 30

Coby Jarvis - 93 @ 18

Bowling

Paul Grant - 5/18 Vs Sydenham Hillside

Vishal Jassi – 4/11 Vs. Jacana

Vishal Jassi - 4/18 Vs. Roxburgh Park

Season 22/23 Numbers:

Vishal Jassi – 18 Wickets @ 8

Paul Grant – 9 Wickets @ 17

Will Freebairn – 8 Wickets @ 16

Paul Grant

5th XI Captain

Over 50s XI CAPTAINS REPORT

Season 2 saw further development of the clubs over 50s side.

Due to the age and lack of consistent availability of players, it was often a struggle to field a team. A lot of hard work goes into getting the team on the field and making it a success. We often had a ring around on Fridays or Saturdays to get the side on the ground every fortnight. Special thanks to Co-Captain Phil Conlan, Brendan Davey and Richard Zammit for their enthusiasm and perseverance to have the team ready to go. I am sure all involved appreciated your efforts, and on their behalf, I thank you all.

The season once again saw the return to St Bernard's of many legendary past players, including, Greg Sebire, Jack O'Connell, Kornel Dachs, Mick Deasy, Mick O'Connell, Phil Conlan, John Jordan, Tim Seccull, Richard Zammit, Paul Hogan and Duncan Hefter, returning over 50s players, James Gorman, Mat Gorman, Tim Gray and the arrival of some new players in Daniel Marsic, Matt Riley, Omar Dachs and Chris Xuereb.

It was fantastic to see new players and everyone in the team attempting to turn back time, but as you all know, time does not wait for anybody and even if it did, there is nobody in this team that could catch it anyway.

The season saw Phil Conlan again appointed Captain, but once again he was missing for a large chunk of the of the season with injury. I assumed the Captaincy for the Season and disappointingly the captains curse struck me. In the last game before the Christmas break, my ambition got ahead of my ability, the poor attempt at a dive on the boundary saw an ambulance arrive at the home of cricket. A trip to hospital resulted in surgery on a broken collarbone and the end of my season. I would like to acknowledge those players from our team and the opposition who helped me with the injury while I was helped off the field. Special mention to Daniel O'Connell and the other senior players in attendance for your help with your concern and the calling and arrival of the ambulance. With myself now out for the season, we fortunately had the return of Phil to assume the captaincy, the team continued to maintain its passion and enthusiasm throughout the remainder of the season and it was great to see a lot of banter on and off the field.

The seasons playing results were not too great. As with most of the cricket competitions the first two rounds were washed out (we play every fortnight). In the end the team played 5 games in the D Grade Legends. Our classic cricket styles and batting techniques were once again put to the test by the other sides who had far more attacking styles. Unfortunately, the team were only able to obtain one win for the season, but were very close in a few other games. Strangely in an 8 team competition we only finished 1 games behind the 4th place side.

All in all, the team bonded together well, and re-established old friendships and formed some great new ones. The team always played with great spirit, and I look forward to seeing the side develop and gain a few younger over 50s players in the coming years to help support some of the veterans of the team who are eligible to play over 60s cricket.

Kind Regards
Duncan Hefter
Over 50s Co-Captain

JG CRAIG REPORT

The JG Craig side had a difficult campaign as part of a very strong group in 2023, but made huge strides forwards throughout the competition. Our seam attack was always threatening, with Issam Sami and Flynn Stehmann-Doyle picking up regular wickets with the new ball. Our fielding also had moments of glory, in particular Simar Jassi who found a knack of getting important run outs at key moments.

With the bat we never really clicked as a unit, but Ethan Sharkey made several encouraging starts to bolster our scores in the second half of the tournament. The boys put in a great amount of effort and made cricketing memories, capped off with a hattrick in the final game for Callum Anderson!

This campaign wouldn't have been possible without the organisation of trials, training and matches by St Bernard's OCCC and the president Brendan Davey, as well as the parents of the players, who helped with transport, scoring, and set up on match days.

Thank you, and thank you to anyone else who got involved and supported the boys. And most importantly, good luck to the 2024 squad! Go Dogs

Alex Maynard

JG Craig Coach

2023 JG CRAIG SQUAD

Callum Anderson **St Bernards OCCC**
Jack Campbell **Kensington CC**
Samuel Ford **Kensington CC**
Sudhanva Hosur **Aberfeldie CC**
Cadel Howlett **Macedon CC**
Coby Jarvis **East Keilor CC**
Simar Singh Jassi **Banyule CC**
Liam Middleton **Pascoe Vale-Hadfield CC**
Anthony Ruiu **Flemington CC**
Issam Sami **Burnside Springs CC**
Uddish Sarpal **Aberfeldie CC**
Ethan Sharkey **St Bernards OCCC**
Flynn Stehmann-Doyle **Kensington CC**
Damon Sykes **West Coburg CC**
Alex Maynard **Head Coach**



2022/23 AWARD WINNERS

1st XI Batting Award- Conor McGuire
1st XI Bowling Award- Nishal Perera
Beau Redmond Medalist- Nishal Perera

2nd XI Batting Award- Tom Winchester
2nd XI Bowling Award- James Lowrie
2nd XI Team Award- Tom Winchester

3rd XI Batting Award- Lachie Wade
3rd XI Bowling Award- Oliver MacLaren
3rd XI Team Award- Jamie Bialecki

4th XI Batting Award- Adam Hefter
4th XI Bowling Award- Iian Ahmed
4th XI Team Award- Matthew Bergin

5th XI Batting Award- Conor Cheshire
5th XI Bowling Award- Vishal Jassi
5th XI Team Award- Conor Cheshire

Over 50s Batting Award- Matthew Gorman
Over 50s Bowling Award- Michael Deasy
Over 50s Team Award- Michael Deasy

Terry Davis Junior Club Champion- Bailey Murphy
JP Mitchell Most Promising- Krish Kanchan
PJ Mitchell Best Clubman- Daniel O'Connell
David Hogan Encouragement Award- Will Freebairn

Games milestones 2022/23

250

Travis Carrick

50

Conor Cheshire

Matthew Noonan

Geoff Kiker

2022/23 Club Statistics

1st XI Batting

	PLAYER	MAT	INN	NO	100S	50S	0S	4S	6S	MINS	HS	RUNS	AVE.	STR.
1	Spinella, Chris	16	16	4	0	3	1	40	8	666	96	465	38.75	56.2
2	O'Connell, Daniel	15	14	1	1	1	1	61	5	535	109	443	34.08	108.3
3	McGuire, Conor	16	11	3	0	2	0	30	3	694	92	360	45.00	52.9
4	Collins, Rory	13	10	0	1	1	0	42	5	504	112	353	35.30	54.1
5	Perera, Nishal	16	13	2	1	1	2	44	2	602	112	324	29.45	55.9
6	Kassis, Tristan	15	15	1	0	0	0	45	2	491	48*	294	21.00	59.3
7	Adams, Kyle W	16	12	4	0	1	0	23	2	372	61*	219	27.38	56.6
8	Maynard, Alex	13	10	0	0	0	2	21	9	233	42	183	18.30	75.9
9	Shields, Stephen	14	8	1	0	0	4	7	0	193	37	69	9.86	44.2
10	Dang, Nguyen	3	2	1	0	0	0	2	2	36	32*	40	40.00	46.0
11	Smillie, Aaron J	6	3	1	0	0	0	2	0	86	15	17	8.50	28.3
12	Kanchan, Krish	1	1	1	0	0	0	1	0	36	12*	12	NA	42.9
13	Davis, Luke	16	8	4	0	0	3	1	0	44	5	8	2.00	28.6
14	Winchester, Thomas J	2	1	0	0	0	0	0	0	12	6	6	6.00	75.0
15	Noonan, Gus	4	2	1	0	0	0	0	0	45	4*	5	5.00	14.3
16	Manassa, Blake	3	2	0	0	0	1	0	0	17	2	2	1.00	18.2
17	Bal, Jaskaran	2	1	0	0	0	1	0	0	7	0	0	0.00	0.0
18	Browne, Conor	5	1	0	0	0	1	0	0	3	0	0	0.00	0.0

1st XI Bowling

	PLAYER	MAT	O	M	R	W	5WI	10WM	BBI	AVE.	STR.	ECN.
1	Perera, Nishal	16	171.4	25	507	39	1	0	6/41	13.00	26.41	2.95
2	Davis, Luke	16	117.1	20	433	26	1	0	5/17	16.65	27.04	3.70
3	Shields, Stephen	14	95.3	17	337	18	0	0	3/22	18.72	31.83	3.53
4	Adams, Kyle W	16	151	39	460	16	0	0	3/42	28.75	56.63	3.05
5	Smillie, Aaron J	6	72.2	20	181	13	0	0	3/20	13.92	33.38	2.50
6	Browne, Conor	5	26	5	95	10	0	0	3/29	9.50	15.60	3.65
7	McGuire, Conor	16	29	5	116	5	0	0	2/18	23.20	34.80	4.00
8	Winchester, Thomas J	2	17	1	105	4	0	0	3/64	26.25	25.50	6.18
9	Noonan, Gus	4	18	0	99	2	0	0	1/23	49.50	54.00	5.50
10	Bal, Jaskaran	2	7	0	37	1	0	0	1/24	37.00	42.00	5.29
11	Kassis, Tristan	15	1	0	10	0	0	0	0/10	NA	NA	10.00

© 2023 by the author. All rights reserved.

2nd XI Batting

	PLAYER	MAT	INN	NO	100S	50S	0S	4S	6S	MINs	HS	RUNS	Ave.	STR.
1	Mills, Jordan	15	15	0	1	1	0	59	13	473	115	474	31.60	83.6
2	Winchester, Thomas J	14	14	4	0	4	1	47	4	152	75	410	41.00	99.8
3	Kiker, Geoff M	15	15	4	0	2	3	29	2	462	55	274	24.91	53.6
4	Kanchan, Krish	14	14	0	0	0	0	29	2	329	30	243	17.36	67.7
5	O'Connell, Patrick	15	15	1	0	1	0	26	1	347	53	220	15.71	65.1
6	Manassa, Blake	13	13	1	0	1	0	17	6	214	71	192	16.00	56.6
7	Lowrie, James E	12	8	2	0	0	0	17	1	186	27	107	17.83	60.1
8	Dang, Nguyen	2	2	0	0	0	0	10	0	183	43	78	39.00	40.0
9	Szauer, Marcus	9	7	2	0	0	1	7	0	70	17	69	13.80	44.8
10	Noonan, Gus	11	8	6	0	0	0	4	1	186	22*	68	34.00	35.6
11	Kassis, Tristan	1	1	0	0	0	0	9	0		48	48	48.00	78.7
12	Browne, Conor	10	6	2	0	0	1	2	3	85	17	43	10.75	57.3
13	Wade, Lachlan	3	2	1	0	0	0	5	0		33*	36	36.00	81.8
14	Iskra, Ryan	5	3	1	0	0	0	3	0	69	20	36	18.00	43.9
15	Gray, James	2	2	0	0	0	0	2	0	80	27	30	15.00	30.9
16	Davis, Christopher	15	5	2	0	0	2	2	1	23	15	18	6.00	85.7
17	Noonan, Matthew	1	1	0	0	0	0	0	0		7	7	7.00	70.0
18	Turner, Richie	7	2	1	0	0	0	0	0	28	1	1	1.00	4.8
19	Bal, Jaskaran	11	3	2	0	0	1	0	0	2	0*	0	0.00	0.0

2nd XI Bowling

	PLAYER	MAT	O	M	R	W	5WI	10WM	BBI	Ave.	STR.	ECN.
1	Noonan, Gus	11	86.1	19	250	21	1	0	5/18	11.90	24.62	2.90
2	Lowrie, James E	12	102.5	29	227	20	1	0	5/42	11.35	30.85	2.21
3	Davis, Christopher	15	134.1	25	397	20	1	0	6/45	19.85	40.25	2.96
4	Winchester, Thomas J	14	76	15	220	16	0	0	4/25	13.75	28.50	2.89
5	Turner, Richie	7	83.1	27	172	9	1	0	5/33	19.11	55.44	2.07
6	Bal, Jaskaran	11	69.1	7	207	9	0	0	4/30	23.00	46.11	2.99
7	Browne, Conor	10	59	18	168	8	0	0	3/20	21.00	44.25	2.85
8	Iskra, Ryan	5	34	5	139	7	0	0	2/36	19.86	29.14	4.09
9	Mills, Jordan	15	33.4	8	99	5	0	0	3/27	19.80	40.40	2.94
10	O'Connell, Patrick	15	14.3	2	50	4	0	0	4/21	12.50	21.75	3.45
11	Browne, James	1	1	0	2	1	0	0	1/2	2.00	6.00	2.00
12	Szauer, Marcus	9	2	0	7	0	0	0	0/7	NA	NA	3.50
13	Kanchan, Krish	14	6	2	19	0	0	0	0/8	NA	NA	3.17
14	Wade, Lachlan	3	8	3	25	0	0	0	0/10	NA	NA	3.13

3rd XI Batting

	PLAYER	MAT	INN	NO	100S	50S	0S	4S	6S	MINs	HS	RUNS	Ave.	STR.
1	Dang, Nguyen	9	9	0	1	0	2	28	3	75	123	262	29.11	70.4
2	Salamito, James	12	12	0	0	1	2	32	2	107	51	224	18.67	79.2
3	Wade, Lachlan	10	10	3	0	1	1	22	0		65	209	29.86	108.9
4	Noonan, Matthew	6	7	1	0	1	0	14	3	165	63	168	28.00	87.5
5	Gray, James	10	10	0	0	0	3	14	0	32	44	135	13.50	68.5
6	Maclaren, Oliver	7	6	1	0	0	0	10	7		45	118	23.60	187.3
7	Hefter, Adam	7	6	2	0	0	0	12	0	72	40*	117	29.25	69.6
8	Jilla, Liam	11	11	1	0	1	1	18	0	23	76	116	11.60	89.2
9	Floto, Ben H	4	4	1	0	1	0	11	2	87	65*	109	36.33	71.7
10	Browne, James	7	7	2	0	0	1	11	3	25	47*	101	20.20	171.2
11	Carrick, Travis	11	9	1	0	0	2	6	0	10	28	79	9.88	121.5
12	Cheshire, Conor	3	4	0	0	1	1	9	1		58	65	16.25	63.7
13	Davey, James	1	1	1	0	0	0	3	1		38*	38	NA	146.2
14	Szauer, Marcus	2	3	1	0	0	1	3	0		22*	23	11.50	62.2
15	Sharma, Kartik	4	4	2	0	0	1	1	2		8	21	10.50	300.0
16	Murphy, Darren	4	2	1	0	0	0	2	0	20	13*	19	19.00	105.6
17	Bal, Jaskaran	1	1	1	0	0	0				16*	16	NA	
18	Bergin, Matthew	3	3	0	0	0	0	1	0		6	13	4.33	130.0
19	Hefter, Sean	2	2	0	0	0	0	1	0	24	7	11	5.50	37.9
20	Bialecki, Jamie	11	4	1	0	0	2	1	0	5	8	8	2.67	266.7
21	Doegar, Naitik	5	1	0	0	0	0				6	6	6.00	
22	Basile, Tomas	6	2	1	0	0	0	0	0		3*	5	5.00	250.0
23	Gleeson, Mitch	3	2	1	0	0	1				5*	5	5.00	
24	Turner, Richie	5	2	1	0	0	0	0	0		2	3	3.00	300.0
25	Jaggard, Henry W	1	1	0	0	0	0	0	0		3	3	3.00	27.3
26	Jassi, Simar S	1	1	0	0	0	0				1	1	1.00	
27	Iskra, Ryan	3	2	2	0	0	0	0	0		1*	1	NA	50.0
28	Slattery, Dean M	2	1	0	0	0	1	0	0	4	0	0	0.00	0.0
29	Murphy, Bailey	2	1	0	0	0	1				0	0	0.00	

3rd XI Bowling

	PLAYER	MAT	O	M	R	W	5WI	10WM	BBI	Ave.	STR.	ECN.
1	Bialecki, Jamie	11	100.3	25	307	20	0	0	4/11	15.35	30.15	3.05
2	Maclaren, Oliver	7	80.4	23	214	16	1	0	5/19	13.38	30.25	2.65
3	Turner, Richie	5	41.4	14	86	15	0	0	4/13	5.73	16.67	2.06
4	Doegar, Naitik	5	34.1	3	123	10	0	0	4/39	12.30	20.50	3.60
5	Browne, James	7	43.5	2	230	10	0	0	4/44	23.00	26.30	5.25
6	Basile, Tomas	6	59.1	13	237	9	0	0	2/9	26.33	39.44	4.01
7	Slattery, Dean M	2	13	2	43	5	0	0	4/28	8.60	15.60	3.31
8	Jilla, Liam	11	50	5	128	5	0	0	2/17	25.60	60.00	2.56
9	Wade, Lachlan	10	44.5	7	163	5	0	0	2/16	32.60	53.80	3.64
10	Szauer, Marcus	2	17	4	61	4	0	0	2/21	15.25	25.50	3.59
11	Murphy, Darren	4	22	1	113	4	0	0	3/35	28.25	33.00	5.14
12	Gleeson, Mitch	3	19	0	99	3	0	0	2/51	33.00	38.00	5.21
13	Bal, Jaskaran	1	9	3	22	2	0	0	2/22	11.00	27.00	2.44
14	Salamito, James	12	5	0	25	2	0	0	2/11	12.50	15.00	5.00
15	Iskra, Ryan	3	27	4	80	2	0	0	1/24	40.00	81.00	2.96
16	Smillie, Aaron J	1	8	2	13	1	0	0	1/13	13.00	48.00	1.63
17	Hefter, Sean	2	6	0	25	1	0	0	1/2	25.00	36.00	4.17
18	Davey, James	1	9	4	10	0	0	0	0/10	NA	NA	1.11
19	Jaggard, Henry W	1	4	0	22	0	0	0	0/22	NA	NA	5.50
20	Dang, Nguyen	9	5	1	26	0	0	0	0/26	NA	NA	5.20
21	Jassi, Simar S	1	6	0	27	0	0	0	0/27	NA	NA	4.50
22	Noonan, Matthew	6	9	0	41	0	0	0	0/10	NA	NA	4.56

4th XI Batting

	PLAYER	MAT	INN	NO	100S	50S	0S	4S	6S	MINs	HS	RUNS	Ave.	STR.
1	Hefter, Adam	8	8	1	0	0	0	27	0	70	45	211	30.14	101.4
2	Ahmed, Iian S	12	12	3	0	1	0	14	0	102	52*	193	21.44	48.9
3	Bergin, Matthew	9	9	0	0	2	0	27	1	238	59	185	20.56	46.7
4	Floto, Ben H	6	6	0	0	0	0	9	0	64	45	133	22.17	125.5
5	Noonan, Matthew	3	3	0	0	2	0	17	1	166	60	129	43.00	62.0
6	Murphy, Bailey	11	10	2	0	0	2	11	0	22	34*	126	15.75	57.5
7	Cheshire, Conor	9	9	2	0	0	2	14	2	28	36*	125	17.86	85.0
8	Davey, Brendan	13	10	3	0	0	2	11	0	46	27	122	17.43	69.3
9	Hefter, Sean	9	7	0	0	0	1	14	2	26	37	110	15.71	59.5
10	Sharma, Kartik	5	4	0	0	0	0	16	2	24	40	98	24.50	127.3
11	Bal, Prabnoor	8	7	1	0	0	1	14	0	22	39	86	14.33	58.9
12	Gleeson, Mitch	5	5	2	0	1	1	9	1		58	67	22.33	82.7
13	Jassi, Simar S	2	2	1	0	0	0	6	0		31	38	38.00	84.4
14	Grant, Paul	1	1	0	0	0	0	6	0		37	37	37.00	72.5
15	Jordan A, Anthony	2	2	0	0	0	1	3	0		31	31	15.50	64.6
16	Maclaren, Oliver	1	1	0	0	0	0	1	0	26	20	20	20.00	111.1
17	Doegar, Naitik	7	3	3	0	0	0	0	0	40	9*	12	NA	20.7
18	Davey, James	1	1	0	0	0	0	1	0		10	10	10.00	90.9
19	Murphy, Darren	7	3	2	0	0	0	1	0	4	4	9	9.00	52.9
20	Freebairn, Will	12	5	1	0	0	1	1	0	31	4	8	2.00	18.2
21	Turner, Richie	1	1	0	0	0	0	1	0		5	5	5.00	23.8
22	Turner, Alex	2	1	1	0	0	0	1	0		4*	4	NA	400.0
23	Sharkey, Ethan	8	2	2	0	0	0	0	0		3*	3	NA	13.0
24	Sykes, Damon R	1	1	0	0	0	0	0	0		2	2	2.00	22.2
25	Jarvis, Coby	1	1	0	0	0	0	0	0		1	1	1.00	14.3
26	Zaya, Andre	1	1	0	0	0	0	0	0		1	1	1.00	9.1
27	Bialecki, Jamie	2	2	1	0	0	1	0	0	0	0*	0	0.00	0.0
28	Slattery, Dean M	1	1	0	0	0	1	0	0	2	0	0	0.00	0.0
29	Cheshire, John	1	1	0	0	0	1	0	0		0	0	0.00	0.0

4th XI Bowling

	PLAYER	MAT	O	M	R	W	5WI	10WM	BBi	Ave.	STR.	ECN.
1	Davey, Brendan	13	86.5	11	329	17	0	0	3/36	19.35	30.65	3.79
2	Ahmed, Iian S	12	58	2	283	15	0	0	3/20	18.87	23.20	4.88
3	Sharkey, Ethan	8	58	7	238	10	1	0	5/23	23.80	34.80	4.10
4	Doegar, Naitik	7	57	7	198	9	0	0	3/40	22.00	38.00	3.47
5	Murphy, Darren	7	32.5	2	136	8	0	0	4/31	17.00	24.63	4.14
6	Hefter, Sean	9	58	11	185	8	0	0	3/67	23.13	43.50	3.19
7	Freebairn, Will	12	74	6	293	8	0	0	2/31	36.63	55.50	3.96
8	Gleeson, Mitch	5	35.3	7	138	5	0	0	4/3	27.60	42.60	3.89
9	Bergin, Matthew	9	2.2	0	17	2	0	0	2/17	8.50	7.00	7.29
10	Turner, Alex	2	8	4	28	2	0	0	1/12	14.00	24.00	3.50
11	Bennett, Rex	3	29	8	69	2	0	0	2/17	34.50	87.00	2.38
12	Bialecki, Jamie	2	13	1	70	2	0	0	2/32	35.00	39.00	5.38
13	Noonan, Matthew	3	7	1	15	1	0	0	1/5	15.00	42.00	2.14
14	Maclaren, Oliver	1	6	2	23	1	0	0	1/23	23.00	36.00	3.83
15	Jassi, Vishal	1	8	0	29	1	0	0	1/29	29.00	48.00	3.63
16	Floto, Ben H	6	1	0	11	0	0	0	0/11	NA	NA	11.00
17	Slattery, Dean M	1	2	0	12	0	0	0	0/12	NA	NA	6.00
18	Cheshire, John	1	2	0	13	0	0	0	0/13	NA	NA	6.50
19	Dachs, Kornel	1	2	0	16	0	0	0	0/16	NA	NA	8.00
20	Hefter, Adam	8	1	0	17	0	0	0	0/17	NA	NA	17.00
21	Turner, Richie	1	6	1	27	0	0	0	0/27	NA	NA	4.50
22	Davey, James	1	8	2	27	0	0	0	0/27	NA	NA	3.38
23	Grant, Paul	1	5	0	32	0	0	0	0/32	NA	NA	6.40
24	Jassi, Simar S	2	8	0	42	0	0	0	0/16	NA	NA	5.25
25	Bal, Prabnoor	8	6	0	44	0	0	0	0/6	NA	NA	7.33

5th XI Batting

	PLAYER	MAT	INN	NO	100S	50S	0S	4S	6S	MINs	HS	RUNS	Ave.	STR.
1	Cheshire, Conor	9	9	1	1	1	1	16	11		108*	278	34.75	414.9
2	Grant, Paul	9	9	0	0	2	1	29	5		90	271	30.11	381.7
3	Jarvis, Coby	5	5	0	0	0	0	4			33	93	18.60	
4	Jassi, Simar S	9	8	1	0	0	2	3			21	54	7.71	
5	Jassi, Vishal	8	7	1	0	0	0	3			22	51	8.50	
6	Slattery, Dean M	1	1	0	0	0	0	6			41	41	41.00	
7	Ahmed, Iian S	1	1	0	0	0	0	4			31	31	31.00	
8	O'Connell, Patrick	1	1	1	0	0	0	5	0		27*	27	NA	112.5
9	Winchester, Thomas J	1	1	1	0	0	0	3	0		20*	20	NA	95.2
10	Zaya, Andre	4	4	0	0	0	0	1			9	18	4.50	
11	Harding, Nathan	5	5	1	0	0	1	1	1		12	17	4.25	
12	Freebairn, Will	7	5	0	0	0	2				7	15	3.00	
13	Sykes, Damon R	8	6	1	0	0	4	1			10	14	2.80	
14	Sykes, Christopher	1	1	0	0	0	0				12	12	12.00	
15	Cheshire, James	9	7	2	0	0	4				9*	12	2.40	
16	Goyal, Aaron	6	4	0	0	0	1				6	10	2.50	
17	Bergin, Matthew	1	1	0	0	0	0	2	0		9	9	9.00	112.5
18	Hetter, Adam	1	1	0	0	0	0	1			8	8	8.00	
19	Zammit, Richard	1	1	0	0	0	0				6	6	6.00	
20	Cheshire, John	9	5	3	0	0	0				1*	3	1.50	
21	Kirk, Gerard	1	1	0	0	0	0				1	1	1.00	
22	Bal, Prabnoor	2	1	0	0	0	1				0	0	0.00	

5th XI Bowling

	PLAYER	MAT	O	M	R	W	5WI	10WM	BBI	Ave.	STR.	ECN.
1	Jassi, Vishal	8	40	3	147	18	0	0	4/11	8.17	13.33	3.68
2	Grant, Paul	9	43	6	158	9	1	0	5/18	17.56	28.67	3.67
3	Freebairn, Will	7	40	8	135	8	0	0	3/21	16.88	30.00	3.38
4	Cheshire, John	9	46	4	237	7	0	0	2/9	33.86	39.43	5.15
5	Jassi, Simar S	9	37.2	1	196	6	0	0	2/30	32.67	37.33	5.25
6	Winchester, Thomas J	1	8	2	26	3	0	0	3/26	8.67	16.00	3.25
7	Cheshire, Conor	9	26	1	120	3	0	0	1/13	40.00	52.00	4.62
8	Bal, Prabnoor	2	3	0	15	1	0	0	1/15	15.00	18.00	5.00
9	Cheshire, James	9	9	2	34	1	0	0	1/1	34.00	54.00	3.78
10	Goyal, Aaron	6	13	0	60	1	0	0	1/21	60.00	78.00	4.62
11	Kirk, Gerard	1	1	0	13	0	0	0		NA	NA	13.00
12	O'Connell, Patrick	1	4	0	17	0	0	0	0/17	NA	NA	4.25
13	Slattery, Dean M	1	3	0	21	0	0	0		NA	NA	7.00
14	Ahmed, Iian S	1	2	0	23	0	0	0		NA	NA	11.50

Over 50s Batting

	PLAYER	MAT	INN	NO	100S	50S	0S	4S	6S	MINS	HS	RUNS	AVE.	STR.
1	Gorman, Mathew	5	4	1	0	0	1	6	2		42*	95	31.67	113.1
2	Deasy, Michael	5	4	1	0	0	0	5			37	63	21.00	262.5
3	Hogan, Paul	4	3	0	0	0	0	1			32	57	19.00	132.6
4	Zammit, Richard	4	2	1	0	0	0	5			40*	49	49.00	92.5
5	Dachs, Kornel	5	4	2	0	0	1	2			19	35	17.50	56.5
6	O'Connell, Michael	5	4	3	0	0	0				14*	32	32.00	97.0
7	Riley, Matt	4	3	0	0	0	0	1			12	23	7.67	121.1
8	Hefter, Duncan	3	2	1	0	0	0	1			23	23	23.00	
9	Gray, Tim	3	2	0	0	0	0	2			12	22	11.00	66.7
10	Dachs, Omar	3	3	0	0	0	2				13	13	4.33	48.1
11	O'Connell, John	4	3	0	0	0	2				12	12	4.00	44.4
12	Conlan, Philip	1	1	0	0	0	0				9	9	9.00	
13	Jordan, John	1	1	0	0	0	0				1	1	1.00	16.7
14	Xuereb, Chris	3	1	0	0	0	1				0	0	0.00	0.0
15	Seccull, Timothy	1	1	0	0	0	1				0	0	0.00	0.0
16	Marsic, Daniel	1	1	0	0	0	1				0	0	0.00	

Over 50s Bowling

	PLAYER	MAT	O	M	R	W	5WI	10WM	BBI	AVE.	STR.	ECN.
1	Deasy, Michael	5	20	0	91	4	0	0	3/31	22.75	30.00	4.55
2	Hogan, Paul	4	12	2	55	3	0	0	2/15	18.33	24.00	4.58
3	O'Connell, John	4	7.3	0	34	2	0	0	1/12	17.00	22.50	4.53
4	Riley, Matt	4	8	0	40	2	0	0	1/8	20.00	24.00	5.00
5	Xuereb, Chris	3	7	0	40	2	0	0	1/14	20.00	21.00	5.71
6	Jordan, John	1	3	0	13	1	0	0	1/13	13.00	18.00	4.33
7	Zammit, Richard	4	4	0	19	1	0	0	1/19	19.00	24.00	4.75
8	Dachs, Kornel	5	10	0	47	1	0	0	1/12	47.00	60.00	4.70
9	O'Connell, Michael	5	17	1	64	1	0	0	1/22	64.00	102.00	3.76
10	Gorman, Mathew	5	19	0	81	1	0	0	1/18	81.00	114.00	4.26
11	Dachs, Omar	3	0.1	0	4	0	0	0	0/4	NA	NA	24.00
12	Seccull, Timothy	1	3	0	13	0	0	0	0/13	NA	NA	4.33
13	Marsic, Daniel	1	3	0	22	0	0	0	0/22	NA	NA	7.33
14	Hefter, Duncan	3	5	0	25	0	0	0	0/11	NA	NA	5.00

Over 60s Batting

	PLAYER	MAT	INN	NO	100S	50S	0S	4S	6S	MINS	HS	RUNS	AVE.	STR.
1	Boyse, Maurice	14	14	9	0	0	0	35	10	10	42*	361	72.20	112.8
2	Pritchard, Arthur	17	17	14	0	0	0	21			24*	246	82.00	52.8
3	King, Neil A	13	12	11	0	0	0	23			36*	225	225.00	90.4
4	Stokes, Wayne	20	20	11	0	0	2	13	0	30	25*	207	23.00	43.0
5	Jaggard, David	16	16	5	0	0	2	14	3	181	28*	195	17.73	65.2
6	Goldsmith, Michael	9	9	5	0	0	0	24	0	19	43*	185	46.25	93.9
7	Osborne, Ken	17	17	7	0	0	0	16	0	35	21*	169	16.90	45.4
8	McDonald, Paul S	10	10	8	0	0	0	19	0	127	29*	168	84.00	69.7
9	Haley, Lloyd	23	17	6	0	0	2	15			21*	166	15.09	52.4
10	Higgins, Paul A	16	16	6	0	0	1	13	0	45	27*	165	16.50	45.8
11	Wigmore, William J	22	16	6	0	0	3	14			22*	135	13.50	64.9
12	Bloom, Graeme	14	14	9	0	0	0	11			27*	125	25.00	46.0
13	Fletcher, Ian	15	13	4	0	0	2	16	1	7	21	117	13.00	71.3
14	Hodgson, Craig	7	7	3	0	0	1	7	0	7	31*	108	27.00	77.7
15	Richardson, Colin	8	8	5	0	0	0	10			39*	106	35.33	49.8
16	Blair, William	4	4	3	0	0	0	11	1	46	32*	90	90.00	78.9
17	Walters, Ian N	7	7	5	0	0	0	7			22*	80	40.00	54.1
18	Biggs, Randall	12	11	4	0	0	3	7			26*	78	11.14	52.0
19	Bennett, Rex	6	5	3	0	0	1	10	1	4	28	78	39.00	82.1
20	Perrett, Michael	8	8	5	0	0	0	3			19*	71	23.67	49.3
21	Matters, Ray	5	5	2	0	0	1	9			31*	67	22.33	94.4
22	Oxley, Paul	8	8	4	0	0	1	3	2		16*	60	15.00	35.7
23	Malthouse, David	6	6	3	0	0	1	3			18*	47	15.67	44.8
24	Pitt, Neil	4	4	2	0	0	0	5	0	175	22	46	23.00	39.7
25	Lechte, Graeme	5	4	3	0	0	0	1			13*	44	44.00	47.3
26	Dodd, Cameron	1	1	1	0	0	0	7	1		38*	38	NA	146.2
27	Harvey, Brian	3	3	3	0	0	0	3			14*	34	NA	42.0
28	Doughney, James R	4	4	3	0	0	0	3			12*	34	34.00	49.3
29	Cassell, Peter	3	3	1	0	0	0	2			16*	32	16.00	50.8
30	Kildomitis, John	4	4	3	0	0	0	3			10*	27	27.00	29.0
31	Pavey, Graeme	2	2	1	0	0	0	3			23*	25	25.00	53.2
32	Quarrell, Les R	1	1	0	0	0	0	2			24	24	24.00	80.0
33	Quinn, Phillip	5	4	1	0	0	0	1			9*	24	8.00	58.5
34	Longley, Scott	1	1	1	0	0	0	2			20*	20	NA	100.0
35	Taylor, Paul	2	2	0	0	0	1	3			14	14	7.00	116.7
36	Thompson, Philip A	1	1	1	0	0	0	1			12*	12	NA	36.4
37	Pash, Wayne	2	2	2	0	0	0	1			11*	12	NA	54.5
38	Jefferson, David	1	1	0	0	0	0	2			10	10	10.00	142.9
39	Krepp, Laurie	2	2	1	0	0	0				5*	7	7.00	26.9
40	Hammet, Ian	1	1	0	0	0	0	1			7	7	7.00	25.0
41	Williams, John C	1	1	1	0	0	0	1			6*	6	NA	60.0
42	Ryan, Robert	3	3	0	0	0	0				3	6	2.00	20.7
43	Dickson, Phil	2	2	1	0	0	0				3*	5	5.00	22.7
44	Rogers, John G	2	2	0	0	0	1				1	1	0.50	12.5
45	Green, Paul	1	1	1	0	0	0				1*	1	NA	100.0
46	Reid, Mark A	1	1	0	0	0	1				0	0	0.00	0.0

Over 60s Bowling

	PLAYER	MAT	O	M	R	W	5WI	10WM	BBI	AVE.	STR.	ECN.
1	Boyse, Maurice	14	85.1	8	278	19	0	0	4/8	14.63	26.89	3.26
2	Wigmore, William J	22	94.4	14	288	15	0	0	2/15	19.20	37.87	3.04
3	Stokes, Wayne	20	58	0	224	11	0	0	3/12	20.36	31.64	3.86
4	Biggs, Randall	12	52	4	254	10	0	0	2/12	25.40	31.20	4.88
5	Osborne, Ken	17	71.4	6	311	10	0	0	3/27	31.10	43.00	4.34
6	McDonald, Paul S	10	50.2	8	172	9	0	0	3/13	19.11	33.56	3.42
7	Jaggard, David	16	59.1	6	205	8	0	0	3/24	25.63	44.38	3.46
8	Fletcher, Ian	15	61	4	217	8	0	0	2/11	27.13	45.75	3.56
9	King, Neil A	13	42	4	132	7	0	0	4/11	18.86	36.00	3.14
10	Goldsmith, Michael	9	61	10	175	7	0	0	3/21	25.00	52.29	2.87
11	Bennett, Rex	6	27.5	5	75	6	0	0	2/12	12.50	27.83	2.69
12	Taylor, Paul	2	11	1	43	5	0	0	3/29	8.60	13.20	3.91
13	Pavey, Graeme	2	12	2	48	5	0	0	3/30	9.60	14.40	4.00
14	Doughney, James R	4	23	1	80	4	0	0	3/13	20.00	34.50	3.48
15	Pitt, Neil	4	12	1	44	3	0	0	2/23	14.67	24.00	3.67
16	Quinn, Philip	5	13	1	59	3	0	0	2/3	19.67	26.00	4.54
17	Klidomitis, John	4	17	0	67	3	0	0	1/11	22.33	34.00	3.94
18	Matters, Ray	5	24	2	91	3	0	0	1/12	30.33	48.00	3.79
19	Longley, Scott	1	4	1	11	2	0	0	2/11	5.50	12.00	2.75
20	Reid, Mark A	1	6	1	31	2	0	0	2/31	15.50	18.00	5.17
21	Blair, William	4	21.3	2	44	2	0	0	1/12	22.00	64.50	2.05
22	Harvey, Brian	3	18	0	65	2	0	0	1/22	32.50	54.00	3.61
23	Lechte, Graeme	5	25.2	3	101	2	0	0	2/32	50.50	76.00	3.99
24	Richardson, Colin	8	26	1	104	2	0	0	1/14	52.00	78.00	4.00
25	Dodd, Cameron	1	4	0	17	1	0	0	1/17	17.00	24.00	4.25
26	Hodgson, Craig	7	11	1	43	1	0	0	1/25	43.00	66.00	3.91
27	Higgins, Paul A	16	11	0	48	1	0	0	1/3	48.00	66.00	4.36
28	Bloom, Graeme	14	13	0	59	1	0	0	1/9	59.00	78.00	4.54
29	Walters, Ian N	7	29	1	140	1	0	0	1/6	140.00	174.00	4.83
30	Pritchard, Arthur	17	0.1	0	4	0	0	0	0/4	NA	NA	24.00
31	Green, Paul	1	2	0	6	0	0	0	0/6	NA	NA	3.00
32	Jefferson, David	1	4	0	14	0	0	0	0/14	NA	NA	3.50
33	Thompson, Philip A	1	2	0	14	0	0	0	0/14	NA	NA	7.00
34	Krepp, Laurie	2	6	0	23	0	0	0	0/9	NA	NA	3.83
35	Dickson, Phil	2	7	0	27	0	0	0	0/10	NA	NA	3.86
36	Rogers, John G	2	6	0	36	0	0	0	0/12	NA	NA	6.00
37	Ryan, Robert	3	9	0	37	0	0	0	0/9	NA	NA	4.11
38	Pash, Wayne	2	6	0	38	0	0	0	0/12	NA	NA	6.33
39	Cassell, Peter	3	13	0	61	0	0	0	0/16	NA	NA	4.69
40	Perrett, Michael	8	14	1	74	0	0	0	0/4	NA	NA	5.29
41	Malthouse, David	6	12	0	96	0	0	0	0/9	NA	NA	8.00

JG Craig Batting

	PLAYER	MAT	INN	NO	100S	50S	0S	4S	6S	MINS	HS	RUNS	AVE.	STR.
1	Sharkey, Ethan	7	5	0	0	0	1	8	0	185	29	82	16.40	55.4
2	Hosur, Sudhanva	7	5	1	0	0	0	7	0	164	28	73	18.25	59.8
3	Ford, Samuel	7	6	1	0	0	2	3	0	216	31	56	11.20	33.1
4	Ruiu, Anthony Thomas	7	6	2	0	0	3	7	0	126	35*	42	10.50	52.5
5	Sarpal, Uddish	7	5	0	0	0	1	5	0	216	15	34	6.80	23.1
6	Campbell, Jack	7	6	2	0	0	1	2	0	97	11	30	7.50	38.5
7	Sami, Issam	7	4	3	0	0	0	0	0	75	15*	26	26.00	41.3
8	Middleton, Liam	7	5	1	0	0	2	1	0	102	13*	26	6.50	28.6
9	Ahmed, Iian S	5	3	0	0	0	1	2	0	144	13	22	7.33	21.4
10	Jarvis, Coby	7	5	0	0	0	1	1	0	120	9	19	3.80	19.8
11	Jassi, Simar S	7	5	0	0	0	2	2	0	78	10	18	3.60	32.7
12	Anderson, Callum	7	5	0	0	0	2	1	0	79	8	15	3.00	32.6
13	Stehmann-Doyle, Flynn	7	3	0	0	0	2	2	0	15	13	13	4.33	92.9
14	Sykes, Damon R	7	4	0	0	0	2	0	0	111	6	11	2.75	14.1
15	Player_1, Unknown	1	1	0	0	0	0	0	0	37	4	4	4.00	14.3

[Click a row to view that player's statistics](#)

JG Craig Bowling

	PLAYER	MAT	O	M	R	W	5WI	10WM	BBI	AVE.	STR.	ECN.
1	Sami, Issam	7	35.4	4	94	9	0	0	3/17	10.44	23.78	2.64
2	Sharkey, Ethan	7	26	3	103	6	0	0	3/30	17.17	26.00	3.96
3	Sarpal, Uddish	7	33	4	109	6	0	0	2/16	18.17	33.00	3.30
4	Anderson, Callum	7	10	1	31	5	0	0	3/15	6.20	12.00	3.10
5	Stehmann-Doyle, Flynn	7	22	3	72	3	0	0	2/14	24.00	44.00	3.27
6	Ahmed, Iian S	5	20	0	84	3	0	0	1/14	28.00	40.00	4.20
7	Campbell, Jack	7	25	4	97	3	0	0	2/16	32.33	50.00	3.88
8	Ruiu, Anthony Thomas	7	28	4	102	3	0	0	1/10	34.00	56.00	3.64
9	Hosur, Sudhanva	7	5	0	19	1	0	0	1/10	19.00	30.00	3.80
10	Ford, Samuel	7	7	0	29	1	0	0	1/29	29.00	42.00	4.14
11	Middleton, Liam	7	11	0	42	0	0	0	0/7	NA	NA	3.82
12	Jassi, Simar S	7	23	1	136	0	0	0	0/9	NA	NA	5.91

Juniors Batting

(Due to various grades, it is in alphabetical order)

	PLAYER	MAT	INN	NO	100S	50S	0S	4S	6S	MINS	HS	RUNS	AVE.	STR.
1	*****	13	13	13	0	0	0	1	0		28*	86	NA	97.7
2	Ahmed, Ilian S	5	3	0	0	0	1	2	0	144	13	22	7.33	21.4
3	Anderson, Callum	20	18	7	0	1	3	20	6	120	50*	210	19.09	153.3
4	Anderson, Lachlan	12	11	5	0	2	1	30	3	110	53*	240	40.00	272.7
5	Antonius, Thomas	8	8	4	0	0	0	11	1		23*	113	28.25	80.7
6	Beerens, Jack	10	10	2	0	0	2	7	0		20	63	7.88	48.5
7	Benton, Harry	7	6	2	0	0	1	2	0	51	11*	19	4.75	33.3
8	Benton, Jack	9	9	2	0	0	4	5	0		18	37	5.29	47.4
9	Berger, Zachary	13	13	12	0	0	0	0	1		42*	248	248.00	349.3
10	Borg, Julian	11	9	4	0	0	3	0	0	13	6*	17	3.40	212.5
11	Bourke, Lucas	9	9	2	0	0	0	16	2		25	132	18.86	79.5
12	Bourke, William	12	12	10	0	0	2	0	0		2*	4	2.00	13.3
13	Campbell, Jack	7	6	2	0	0	1	2	0	97	11	30	7.50	38.5
14	Carlier, Jack	10	10	1	0	0	2	8	0		26*	61	6.78	51.7
15	Cheshire, John	24	23	5	0	0	6	12	2	22	37	216	12.00	266.7
16	Coccoli, Nicholas	11	4	1	0	0	1	1			11*	24	8.00	
17	Derks, Patrick	8	8	3	0	0	1	5	0	84	9*	37	7.40	49.3
18	Drew, Flynn	7	7	3	0	0	2	1	0		14*	21	5.25	38.9
19	Dunn, Charlie	10	10	3	0	0	2	16	0		24*	107	15.29	73.3
20	Ekanayake, Pasindu S	11	10	1	0	1	1	2	0	3	51*	196	21.78	1031.6
21	Ford, Samuel	7	6	1	0	0	2	3	0	216	31	56	11.20	33.1
22	Frangoulls, Zac	8	8	5	0	0	0	13	1	215	35*	100	33.33	64.9
23	Freebairn, Alex	9	9	3	0	0	1	4	0		18	45	7.50	52.9
24	Gilbert, Aidan	12	7	6	0	0	0	3	0	25	13*	45	45.00	204.5
25	Gilbert, Tyson	12	5	2	0	0	1	2			10*	22	7.33	
26	Gnanadurai, Eli	11	11	11	0	0	0	0	0		16*	38	NA	77.6
27	Gonzalez, Rafael	11	6	3	0	0	1	0	0		5	16	5.33	1600.0
28	Gonzalez, Ruben	13	13	6	0	0	2	7	0		13	62	8.86	62.0
29	Goodear, Harry	12	12	5	0	0	1	13	0		31*	147	21.00	66.2
30	Gorman, Jack	13	13	7	0	0	0	17	1		28*	148	24.67	73.6
31	Gorman, Josh	9	9	3	0	0	4	6	0		15	46	7.67	59.7
32	Hausfeld, Benjamin	11	11	6	0	0	0	9	0		16*	86	17.20	41.7
33	Hoffmann, Jacob	8	8	1	0	0	1	2	0		9	31	4.43	41.3
34	Hogan, Cooper	10	9	3	0	0	1	5	0		9*	46	7.67	60.5
35	Hosur, Sudhanva	7	5	1	0	0	0	7	0	164	28	73	18.25	59.8
36	James, William	6	6	3	0	0	2	1	0	85	6*	15	5.00	25.0
37	Jarvis, Coby	7	5	0	0	0	1	1	0	120	9	19	3.80	19.8
38	Jassi, Simar S	7	5	0	0	0	2	2	0	78	10	18	3.60	32.7
39	Jordan, Harry	12	10	4	0	0	3	1	0		4	10	1.67	31.3
40	Jurickskay, Samuel	12	12	7	0	0	2	30	0		33*	216	43.20	105.9
41	Kanchan, Vivaan	11	11	6	0	0	2	14	1		30*	139	27.80	86.3
42	Kirk, Daniel	7	7	2	0	0	1	5	0	102	14*	36	7.20	48.6
43	Lancashire, Harry	13	13	12	0	0	1	1	0		23*	84	84.00	110.5
44	MacLaren, Hamish	12	10	2	0	0	2	3	0	19	34*	81	10.13	300.0
45	Mastromauro, Orlando	7	7	2	0	0	0	12	4	168	37	111	22.20	99.1
46	Mastropasqua, James	8	8	4	0	0	2	21	2	227	38*	133	33.25	97.1
47	Middleton, Liam	7	5	1	0	0	2	1	0	102	13*	26	6.50	28.6
48	Murphy, Bailey	23	23	6	0	4	1	56	0	175	53*	659	38.76	294.2
49	Phelan, Patrick	8	8	1	0	0	1	0	0		19	62	8.86	775.0
50	Piccione, Jesse	13	13	12	0	0	0	0	0		8	29	29.00	46.0

51	Player_1, Unknown	1	1	0	0	0	0	0	0	37	4	4	4.00	14.3
52	Rajic, Daniel	8	8	6	0	0	0	9	0	137	17	65	32.50	55.1
53	Read, Sam	12	12	6	0	0	2	12	0		30*	116	19.33	86.6
54	Rees, Lewin	5	5	2	0	0	2	0	0		4*	7	2.33	35.0
55	Richmond, Xavier	16	11	5	0	0	2	0	0	4	7*	21	3.50	210.0
56	Roggenkamp, Matthew	22	20	2	0	1	2	18	8	30	51	216	12.00	450.0
57	Roggenkamp, Thomas	19	15	5	0	0	2	8	0	18	24*	129	12.90	430.0
58	Ruiu, Anthony Thomas	7	6	2	0	0	3	7	0	126	35*	42	10.50	52.5
59	Ryan, Ned	13	13	11	0	0	2	0	0		16*	26	13.00	53.1
60	Sami, Issam	7	4	3	0	0	0	0	0	75	15*	26	26.00	41.3
61	Sarpal, Uddish	7	5	0	0	0	1	5	0	216	15	34	6.80	23.1
62	Sharkey, Ethan	31	29	7	0	2	2	43	8	326	54*	532	24.18	149.0
63	Sheraz, Ali Hussain	7	6	3	0	0	0	6	2		20*	56	18.67	1866.7
64	Smith, Noah	7	6	3	0	0	2	1	0	63	7*	18	6.00	36.0
65	Soldaini, Joshua	11	10	7	0	0	0	0	0	6	8	39	13.00	650.0
66	Stehmann-Doyle, Flynn	7	3	0	0	0	2	2	0	15	13	13	4.33	92.9
67	Sykes, Damon R	7	4	0	0	0	2	0	0	111	6	11	2.75	14.1
68	Trevaskis, William	8	8	3	0	0	1	12	0	130	28*	87	17.40	79.1
69	Trimboli, Suny	12	7	3	0	0	2	1	1	1	7	19	4.75	118.8
70	Tudor, Charlie	13	13	10	0	0	0	53	12		33*	367	122.33	141.7
71	Venables, Levi	13	13	5	0	0	1	12	0		18	104	13.00	68.0
72	Venables, Nate	13	13	11	0	0	0	0	0		10*	47	23.50	81.0

	PLAYER	MAT	INN	NO	100S	50S	0S	4S	6S	MIN	HS	RUNS	AVE.	STR.
1	Barnes, Liliana	5	5	5	0	0	0	3	0		6*	24	NA	218.2
2	Bartolo Harding, Anne	6	6	6	0	0	0	4	0		14*	52	NA	520.0
3	Behgal, Rubani	3	3	3	0	0	0	0	0		5*	12	NA	120.0
4	Harrison, Mackenzie	6	6	6	0	0	0	5	1		18*	61	NA	610.0
5	HUTCHINSON, PAIGE	4	4	4	0	0	0	1	0		16*	53	NA	441.7
6	Jawanda, Daani	4	4	4	0	0	0	2	0		11*	31	NA	310.0
7	Livori, Charlotte	3	3	3	0	0	0	0	0		6*	11	NA	110.0
8	Player_1, Unknown	1	1	1	0	0	0	0	0		5*	5	NA	50.0
9	Salamito, Mia	5	4	4	0	0	0	1	0		14*	24	NA	240.0
10	Sammur, Helena	6	6	6	0	0	0	5	0		26*	70	NA	700.0
11	Sohal, Ravnoor	4	4	4	0	0	0	1	0		6*	18	NA	180.0
12	Tavoletti, Nyah	6	6	6	0	0	0	1	0		10*	29	NA	290.0

Juniors Bowling

	PLAYER	MAT	O	M	R	W	5WI	10WM	BBI	AVE.	STR.	ECN.
1	*****	13	31	0	18	8	0	0	2/6	2.25	23.25	0.58
2	Ahmed, Ilian S	5	20	0	84	3	0	0	1/14	28.00	40.00	4.20
3	Anderson, Callum	20	33	1	187	11	0	0	3/15	17.00	18.00	5.67
4	Anderson, Lachlan	12	23	3	84	5	0	0	2/5	16.80	27.60	3.65
5	Antonius, Thomas	8	16	0	106	8	0	0	3/6	13.25	12.00	6.63
6	Beerens, Jack	10	25	0	127	9	0	0	2/10	14.11	16.67	5.08
7	Benton, Harry	7	11	0	86	2	0	0	1/16	43.00	33.00	7.82
8	Benton, Jack	9	16	0	95	2	0	0	1/12	47.50	48.00	5.94
9	Berger, Zachary	13	39	0	58	13	0	0	4/12	4.46	18.00	1.49
10	Borg, Julian	11	14	0	138	1	0	0	1/13	138.00	84.00	9.86
11	Bourke, Lucas	9	19	0	123	4	0	0	1/7	30.75	28.50	6.47
12	Bourke, William	12	27	0	64	2	0	0	0/9	32.00	81.00	2.37
13	Campbell, Jack	7	25	4	97	3	0	0	2/16	32.33	50.00	3.88
14	Carlier, Jack	10	21	1	123	2	0	0	1/11	61.50	63.00	5.86
15	Cheshire, John	24	57	0	381	9	0	0	3/15	42.33	38.00	6.68
16	Coccoli, Nicholas	11	24	1	196	9	0	0	2/13	21.78	16.00	8.17
17	Derks, Patrick	8	16.4	0	95	4	0	0	1/10	23.75	25.00	5.70
18	Drew, Flynn	7	14	0	87	0	0	0	0/10	NA	NA	6.21
19	Dunn, Charlie	10	21	2	109	2	0	0	1/12	54.50	63.00	5.19
20	Ekanayake, Pasindu S	11	14	0	89	2	0	0	1/7	44.50	42.00	6.36
21	Ford, Samuel	7	7	0	29	1	0	0	1/29	29.00	42.00	4.14
22	Frangoulis, Zac	8	15	0	102	1	0	0	1/7	102.00	90.00	6.80
23	Freebairn, Alex	9	23	1	96	4	0	0	1/6	24.00	34.50	4.17
24	Gilbert, Aidan	12	21	0	201	7	0	0	2/9	28.71	18.00	9.57
25	Gilbert, Tyson	12	29	1	223	7	0	0	2/13	31.86	24.86	7.69
26	Gnanadurai, Eli	11	30	0	55	4	0	0	1/7	13.75	45.00	1.83
27	Gonzalez, Rafael	11	33	0	210	10	0	0	3/39	21.00	19.80	6.36
28	Gonzalez, Ruben	13	22	0	104	9	0	0	2/4	11.56	14.67	4.73
29	Goodear, Harry	12	29	0	193	6	0	0	1/8	32.17	29.00	6.66
30	Gorman, Jack	13	33	2	168	15	0	0	3/7	11.20	13.20	5.09
31	Gorman, Josh	9	17	1	122	2	0	0	1/10	61.00	51.00	7.18
32	Hausfeld, Benjamin	11	1	0	3	1	0	0	1/3	3.00	6.00	3.00
33	Hoffmann, Jacob	8	18	1	73	5	0	0	2/10	14.60	21.60	4.06
34	Hogan, Cooper	10	19	0	114	6	0	0	2/13	19.00	19.00	6.00
35	Hosur, Sudhanva	7	5	0	19	1	0	0	1/10	19.00	30.00	3.80
36	James, William	6	11	0	85	2	0	0	1/14	42.50	33.00	7.73
37	Jassi, Simar S	7	23	1	136	0	0	0	0/9	NA	NA	5.91
38	Jordan, Harry	12	28	0	184	5	0	0	2/10	36.80	33.60	6.57
39	Juricksay, Samuel	12	4	0	29	0	0	0	0/11	NA	NA	7.25
40	Kanchan, Vivaan	11	21.1	1	105	7	0	0	2/6	15.00	18.14	4.96
41	Kirk, Daniel	7	18	0	96	3	0	0	2/13	32.00	36.00	5.33
42	Lancashire, Harry	13	27	0	43	3	0	0	0/7	14.33	54.00	1.59
43	MacLaren, Hamish	12	35.1	0	277	9	0	0	3/2	30.78	23.44	7.88
44	Mastromauro, Orlando	7	16	1	67	4	0	0	2/8	16.75	24.00	4.19
45	Mastropasqua, James	8	16	0	105	7	0	0	2/12	15.00	13.71	6.56
46	Middleton, Liam	7	11	0	42	0	0	0	0/7	NA	NA	3.82
47	Murphy, Bailey	23	21	0	156	6	0	0	3/25	26.00	21.00	7.43
48	Phelan, Patrick	8	18	0	118	2	0	0	1/7	59.00	54.00	6.56
49	Piccione, Jesse	13	29	0	38	4	0	0	0/4	9.50	43.50	1.31
50	Rajic, Daniel	8	17.5	0	89	6	0	0	2/11	14.83	17.83	4.99

51	Read, Sam	12	30.1	0	151	6	0	0	2/4	25.17	30.17	5.01
52	Rees, Lewin	5	10	0	79	3	0	0	1/13	26.33	20.00	7.90
53	Richmond, Xavier	16	18	0	195	4	0	0	2/39	48.75	27.00	10.83
54	Roggenkamp, Matthew	22	66	0	406	10	0	0	2/5	40.60	39.60	6.15
55	Roggenkamp, Thomas	19	17	0	165	9	0	0	3/17	18.33	11.33	9.71
56	Ruii, Anthony Thomas	7	28	4	102	3	0	0	1/10	34.00	56.00	3.64
57	Ryan, Ned	13	31.5	0	62	2	0	0	0/14	31.00	95.50	1.95
58	Sami, Issam	7	35.4	4	94	9	0	0	3/17	10.44	23.78	2.64
59	Sarpal, Uddish	7	33	4	109	6	0	0	2/16	18.17	33.00	3.30
60	Sharkey, Ethan	31	94	7	473	18	0	0	3/30	26.28	31.33	5.03
61	Sharkey, Xavier	1	4	1	29	2	0	0	2/29	14.50	12.00	7.25
62	Sheraz, Ali Hussain	7	13	1	115	3	0	0	1/7	38.33	26.00	8.85
63	Smith, Noah	7	15	0	92	4	0	0	2/1	23.00	22.50	6.13
64	Soldaini, Joshua	11	5	0	47	2	0	0	1/17	23.50	15.00	9.40
65	Stehmann-Doyle, Flynn	7	22	3	72	3	0	0	2/14	24.00	44.00	3.27
66	Trevaskis, William	8	16	0	88	1	0	0	1/21	88.00	96.00	5.50
67	Trimboli, Suny	12	15	0	166	3	0	0	1/17	55.33	30.00	11.07
68	Tudor, Charlie	13	31	2	156	4	0	0	2/8	39.00	46.50	5.03
69	Venables, Levi	13	31	0	161	8	0	0	2/10	20.13	23.25	5.19
70	Venables, Nate	13	29	0	46	5	0	0	1/3	9.20	34.80	1.59

	PLAYER	MAT	O	M	R	W	5WI	10WM	BBI	AVE.	STR.	ECN.
1	Barnes, Liliana	5	13	0	96	1	0	0	1/20	96.00	78.00	7.38
2	Bartolo Harding, Anne	6	16	0	112	1	0	0	1/20	112.00	96.00	7.00
3	Behgal, Rubani	3	6	0	35	0	0	0	0/10	NA	NA	5.83
4	Harrison, Mackenzie	6	14	0	88	0	0	0	0/6	NA	NA	6.29
5	HUTCHINSON, PAIGE	4	10	0	40	2	0	0	1/11	20.00	30.00	4.00
6	Jawanda, Daani	4	6	0	32	0	0	0	0/10	NA	NA	5.33
7	Livori, Charlotte	3	7	0	62	1	0	0	1/24	62.00	42.00	8.86
8	Salamito, Mia	5	8	0	45	1	0	0	1/5	45.00	48.00	5.63
9	Sammut, Helena	6	15	0	107	2	0	0	2/17	53.50	45.00	7.13
10	Sohal, Ravnoor	4	8	0	30	2	0	0	2/7	15.00	24.00	3.75
11	Tavoletti, Nyah	6	16	0	94	3	0	0	2/26	31.33	32.00	5.88

Match Milestones

	Runs	Player	Team	Season	Grade	Round	Inns	Opponent
1	123	Nguyen Dang	St. Bernard's OC	2022/2...	North/West 3rd XI Division 1	10	1	Kew
2	115	Jordan Mills	St. Bernard's OC	2022/2...	North/South 2nd XI	15	1	Plenty Valley
3	112	Rory Collins	St. Bernard's OC	2022/2...	North/South1st XI	13	1	Moorabbin
4	112	Nishal Perera	St. Bernard's OC	2022/2...	North/South1st XI	12	1	Elsternwick
5	109	Daniel O'Connell	St. Bernard's OC	2022/2...	North/South1st XI	4	1	Coburg
6	108*	Conor Cheshire	St. Bernard's OC	2022/2...	Glenn Scarborough Shield D2 Sunday One Day	8	1	Coburg
7	105*	Rory Collins	St. Bernard's OC	2022/2...	T20 Twilight 2022/2023	1	1	Plenty Valley
8	96	Chris Spinella	St. Bernard's OC	2022/2...	North/South1st XI	5	1	Kew
9	92	Conor McGuire	St. Bernard's OC	2022/2...	North/South1st XI	QF	1	Brighton
1..	90	Paul Grant	St. Bernard's OC	2022/2...	Glenn Scarborough Shield D2 Sunday One Day	6	1	Sydenham / Hillside
11	78	Rory Collins	St. Bernard's OC	2022/2...	North/South1st XI	2	1	Ivanhoe
1..	76	Liam Jilla	St. Bernard's OC	2022/2...	North/West 3rd XI Division 1	5	1	Plenty Valley
1..	75	Thomas J Winchester	St. Bernard's OC	2022/2...	North/South 2nd XI	3	1	Brighton
1..	75	Daniel O'Connell	St. Bernard's OC	2022/2...	North/South1st XI	9	1	Oakleigh
1..	73	Conor Cheshire	St. Bernard's OC	2022/2...	Glenn Scarborough Shield D2 Sunday One Day	10	1	Sydenham / Hillside
1..	71	Jordan Mills	St. Bernard's OC	2022/2...	North/South 2nd XI	6	1	Malvern
1..	71	Blake Manassa	St. Bernard's OC	2022/2...	North/South 2nd XI	15	1	Plenty Valley
1..	67	Conor McGuire	St. Bernard's OC	2022/2...	North/South1st XI	11	1	Brunswick
1..	66	Paul Grant	St. Bernard's OC	2022/2...	Glenn Scarborough Shield D2 Sunday One Day	12	1	Roxburgh Park
2..	65*	Chris Spinella	St. Bernard's OC	2022/2...	North/South1st XI	7	1	Ormond
2..	65*	Ben H Floto	St. Bernard's OC	2022/2...	North/West 3rd XI Division 1	9	1	Yarraville
2..	65	Lachlan Wade	St. Bernard's OC	2022/2...	North/West 3rd XI Division 1	2	1	Brunswick
2..	63	Matthew Noonan	St. Bernard's OC	2022/2...	North/West 3rd XI Division 1	9	1	Yarraville
2..	61*	Nishal Perera	St. Bernard's OC	2022/2...	North/South1st XI	4	1	Coburg
2..	61*	Kyle W Adams	St. Bernard's OC	2022/2...	North/South1st XI	11	1	Brunswick
2..	60	Matthew Noonan	St. Bernard's OC	2022/2...	North/West 4th XI Division 1	11	1	Kew
2..	59	Matthew Bergin	St. Bernard's OC	2022/2...	North/West 4th XI Division 1	11	1	Kew
2..	59	Thomas J Winchester	St. Bernard's OC	2022/2...	North/South 2nd XI	SF	1	Caulfield
2..	58	Chris Spinella	St. Bernard's OC	2022/2...	North/South1st XI	13	1	Moorabbin
3..	58	Conor Cheshire	St. Bernard's OC	2022/2...	North/West 3rd XI Division 1	13	1	Coburg
3..	58*	Alex Maynard	St. Bernard's OC	2022/2...	T20 Twilight 2022/2023	3	1	Endeavour Hills
3..	58	Mitch Gleeson	St. Bernard's OC	2022/2...	North/West 4th XI Division 1	14	1	Coburg
3..	57	Thomas J Winchester	St. Bernard's OC	2022/2...	North/South 2nd XI	14	1	Strathmore
3..	56	Matthew Noonan	St. Bernard's OC	2022/2...	North/West 4th XI Division 1	12	1	Plenty Valley
3..	55	Geoff M Kiker	St. Bernard's OC	2022/2...	North/South 2nd XI	QF	1	Kew
3..	54*	Thomas J Winchester	St. Bernard's OC	2022/2...	North/South 2nd XI	11	1	Brunswick
3..	54*	Ethan Sharkey	St Bernard's OC Cricket Club	2022/2...	16 B	12	1	Burnside Springs Cricket Club
3..	53	Bailey Murphy	St Bernard's OC Cricket Club	2022/2...	Under 16 (2) Friday	6	1	Burnside Springs 1
3..	53	Lachlan Anderson	St Bernard's OC Cricket Club	2022/2...	Under 16 (2) Friday	11	1	East Coburg Cricket Club
4..	53*	Lachlan Anderson	St Bernard's OC Cricket Club	2022/2...	Under 16 (2) Friday	12	1	Brunswick Cricket Club
4..	53*	Bailey Murphy	St Bernard's OC Cricket Club	2022/2...	Under 16 (2) Friday	12	1	Brunswick Cricket Club
4..	53	Patrick O'Connell	St. Bernard's OC	2022/2...	North/South 2nd XI	QF	1	Kew
4..	52	Geoff M Kiker	St. Bernard's OC	2022/2...	North/South 2nd XI	14	1	Strathmore
4..	52*	Ilan S Ahmed	St. Bernard's OC	2022/2...	North/West 4th XI Division 1	14	1	Coburg
4..	51	Matthew Bergin	St. Bernard's OC	2022/2...	North/West 4th XI Division 1	14	1	Coburg
4..	51	James Salamito	St. Bernard's OC	2022/2...	North/West 3rd XI Division 1	8	1	Werribee CC
4..	51	Matthew Roggenka...	St Bernard's OC Cricket Club	2022/2...	Under 16 (2) Friday	4	1	Sunshine YCW
4..	51*	Pasindu S Ekanayake	St Bernard's OC Cricket Club	2022/2...	16 B	8	1	St Albans Cricket Club

4..	50*	Bailey Murphy	St Bernard's OC Cricket Club	2022/2...	Under 16 (2) Friday	7	1	Brunswick Cricket Club
5..	50	Bailey Murphy	St Bernard's OC Cricket Club	2022/2...	Under 16 (2) Friday	13	1	Pascoe Vale Hadfield Cricket Club

5..	50*	Callum Anderson	St Bernard's OC Cricket Club	2022/2...	16 B	10	1	Westmeadows Cricket Club
5..	50*	Ethan Sharkey	St Bernard's OC Cricket Club	2022/2...	16 B	10	1	Westmeadows Cricket Club

	Player	Team	Season	O	M	R	W	Grade	Rount	Innings	Opponent
1	Nishal Perera	St. Bernard'...	2022/2...	22	4	4..	6	North/South1st XI	SF	1	Caulfield
2	Christopher ...	St. Bernard'...	2022/2...	18	3	4..	6	North/South 2nd XI	11	1	Brunswick
3	Luke Davis	St. Bernard'...	2022/2...	8...	5	1..	5	North/South1st XI	14	1	Strathmore
4	Paul Grant	St. Bernard'...	2022/2...	7		1..	5	Glenn Scarborough Shield D2 Sunday ...	6	1	Sydenham / Hil...
5	Gus Noonan	St. Bernard'...	2022/2...	5...	1	1..	5	North/South 2nd XI	4	1	Coburg
6	Oliver Maclaren	St. Bernard'...	2022/2...	17	7	1..	5	North/West 3rd XI Division 1	11	1	Plenty Valley
7	Ethan Sharkey	St. Bernard'...	2022/2...	8	2	2..	5	North/West 4th XI Division 1	8	1	Werribee CC
8	Richie Turner	St. Bernard'...	2022/2...	23	1.	3..	5	North/South 2nd XI	13	1	Moorabbin
9	James E Low...	St. Bernard'...	2022/2...	19	8	4..	5	North/South 2nd XI	QF	1	Kew

Victorian Sub-District Cricket Association - North/South1st XI

RANK	TEAM	P	W2	W1	D	L1	L2	WKTS LOST	RUNS FOR	WKTS TAKEN	RUNS AGST	POINTS	%
1	Kew	15	0	13	1	1	0	85	2962	149	2292	81	2.2654
2	Caulfield	15	1	9	3	2	0	79	2380	124	2178	73	1.7152
3	St. Bernard's OC	15	0	11	1	3	0	89	2540	121	2091	69	1.6515
4	Brighton	15	2	7	2	4	0	98	2295	138	2096	68	1.5419
5	Ormond	15	0	9	1	5	0	121	2740	125	2487	57	1.1381
6	Elsternwick	15	0	9	1	5	0	109	2547	123	2621	57	1.0966
7	Brunswick	15	0	8	2	5	0	101	2346	120	2235	54	1.2471
8	Oakleigh	15	0	8	2	5	0	99	2162	103	2042	54	1.1015
9	Moorabbin	15	0	7	2	6	0	107	2200	100	2333	48	0.8813
10	Plenty Valley	15	0	5	2	8	0	100	2689	108	2581	36	1.1252
11	Coburg	15	0	5	2	8	0	125	2716	101	2845	36	0.7714
12	Malvern	15	0	4	3	8	0	103	2535	98	2578	33	0.9356
13	Preston	15	0	4	1	10	0	136	2708	100	2695	27	0.7388
14	Strathmore	15	0	2	2	10	1	126	2253	115	2603	18	0.7900
15	Port Melbourne	15	0	1	2	12	0	132	1994	79	2878	12	0.4147
16	Ivanhoe	15	0	1	1	11	2	170	2065	69	2537	9	0.3304

Victorian Sub-District Cricket Association - North/South 2nd XI

RANK	TEAM	P	W2	W1	D	L1	L2	WKTS LOST	RUNS FOR	WKTS TAKEN	RUNS AGST	POINTS	%
1	St. Bernard's OC	15	0	10	3	2	0	88	2170	109	1754	69	1.5324
2	Brunswick	15	1	8	3	3	0	77	2285	118	2323	67	1.5074
3	Oakleigh	15	0	8	5	2	0	60	1480	106	1489	63	1.7560
4	Caulfield	15	0	7	5	3	0	81	2066	94	1767	57	1.3569
5	Preston	15	0	9	1	5	0	111	2599	128	2485	57	1.2061
6	Kew	15	0	7	4	4	0	94	2508	100	1824	54	1.4628
7	Ormond	15	0	8	2	5	0	106	1932	115	1871	54	1.1203
8	Elsternwick	15	1	5	2	7	0	106	2224	112	2323	46	1.0116
9	Malvern	15	0	6	3	6	0	92	2410	108	2529	45	1.1187
10	Brighton	15	0	5	5	5	0	97	2131	77	2060	45	0.8212
11	Plenty Valley	15	0	5	3	7	0	102	2187	106	2440	39	0.9315
12	Coburg	15	0	4	3	7	1	121	2179	78	2156	33	0.6515
13	Ivanhoe	15	0	4	2	9	0	110	1961	82	2300	30	0.6356
14	Strathmore	15	0	3	3	9	0	113	2165	98	2368	27	0.7929
15	Port Melbourne	15	0	3	2	10	0	122	2111	102	2641	24	0.6683
16	Moorabbin	15	0	1	4	9	1	116	1940	63	2018	18	0.5221




















Victorian Sub-District Cricket Association - North/West 3rd XI Division 1

RANK	TEAM	P	W2	W1	D	L1	L2	WKTS LOST	RUNS FOR	WKTS TAKEN	RUNS AGST	POINTS	%
1	Brunswick	14	1	8	2	3	0	110	2468	114	1965	64	1.3017
2	Kew	14	0	9	3	2	0	80	1859	110	1947	63	1.3129
3	Preston	14	1	7	3	3	0	74	1709	119	1725	61	1.5932
4	Werribee CC	14	1	7	2	3	1	113	2399	116	1868	58	1.3184
5	St. Bernard's OC	14	1	5	2	6	0	104	2065	122	2174	46	1.1143
6	Plenty Valley	14	0	3	2	8	1	121	1976	93	2191	24	0.6932
7	Yarraville	14	0	2	3	9	0	118	1891	75	1913	21	0.6283
8	Coburg	14	0	1	3	8	2	125	1888	96	2472	15	0.5866

Victorian Sub-District Cricket Association - North/West 4th XI Division 1

RANK	TEAM	P	BYE	W2	W1	D	L1	L2	WKTS LOST	RUNS FOR	WKTS TAKEN	RUNS AGST	POINTS	%
1	Brunswick	13	2	2	7	2	2	0	77	2233	122	1354	68	2.6130
2	Kew	13	2	0	7	4	2	0	75	1691	89	1505	54	1.3333
3	Werribee CC	13	2	0	7	3	3	0	59	1330	80	1589	51	1.1349
4	St. Bernard's OC	13	2	0	7	2	4	0	84	1916	95	1979	48	1.0949
5	Plenty Valley	13	2	0	4	5	4	0	63	1241	68	1280	39	1.0465
6	Preston	13	2	0	3	2	8	0	99	1731	76	1483	24	0.8961
7	Yarraville	13	2	0	1	5	6	1	99	1389	59	2037	21	0.4064
8	Coburg	13	2	0	1	3	8	1	115	1590	82	1894	15	0.5986

Victorian Turf Cricket Association - Glenn Scarborough Shield D2 Sunday One Day

RANK	TEAM	P	BYE	W2	W1	D	L1	L2	WKTS LOST	RUNS FOR	WKTS TAKEN	RUNS AGST	POINTS	%	
1	 Sunshine Heights	9	1	0	8	1	0	0	28	1307	64	1078	51	2.77	
2	 Jacana	9	1	0	6	1	2	0	52	1003	68	954	39	1.37	
3	 Sydenham / Hillside	10	0	0	5	3	2	0	59	1288	64	1029	39	1.36	
4	 Roxburgh Park	10	1	0	4	2	4	0	72	948	66	821	27	1.06	 
5	 Grand United	11	0	0	3	3	5	0	62	1146	61	970	24	1.16	 
6	 St. Bernard's OC	10	1	0	3	2	5	0	72	1139	60	1273	24	0.75	
7	 St Albans	10	0	0	1	2	7	0	64	732	46	1096	12	0.48	
8	 Coburg	9	0	0	1	2	6	0	63	795	43	1137	12	0.48	
9	 Donnybrook	2	1	0	0	2	0	0	0	0	0	0	6	0.00	

Veterans Cricket Victoria - VCV Over 50's D Grade Legends






RANK	TEAM	P	W	L	D	MR	WKTSLOST	RUNSFOR	WKTS TAKEN	RUNSAGST	PTS	%
1	Kew	7	5	0	2	1.71	25	733	31	647	12	1.40
2	Box Hill North Super Kings	7	4	1	2	1.43	18	598	27	605	10	1.48
3	Wonga Park	7	3	2	2	1.14	21	931	25	952	8	1.16
4	Forest Hill	7	2	2	3	1.00	22	773	24	754	7	1.12
5	North Balwyn	7	2	2	3	1.00	13	284	12	283	7	0.93
6	Yarra Valley Veterans Cricket Club	7	2	3	2	0.86	30	677	24	679	6	0.80
7	St. Bernard's/Essendon	7	1	4	2	0.57	30	500	19	575	4	0.55
8	Sunshine Heights	7	0	5	2	0.29	5	107	2	108	2	0.40

Victorian Sub-District Cricket Association - J G Craig Under 15 North Group

RANK	TEAM	P	W2	W1	D	L1	L2	WKTS LOST	RUNS FOR	WKTS TAKEN	RUNS AGST	POINTS	%
1	Kew	7	0	6	1	0	0	40	1020	60	599	39	2.5543
2	Brunswick	7	0	5	1	1	0	39	905	54	692	33	1.8108
3	Plenty Valley	7	0	5	1	1	0	45	939	48	759	33	1.3196
4	Preston	7	0	3	1	3	0	54	710	48	695	21	0.9081
5	Ivanhoe	7	0	2	1	4	0	52	814	48	772	15	0.9733
6	Coburg	7	0	2	1	4	0	53	726	46	879	15	0.7169
7	Strathmore	7	0	1	1	5	0	50	688	41	948	9	0.5951
8	St. Bernard's OC	7	0	0	1	6	0	56	526	44	984	3	0.4200







North West Metropolitan Cricket Association - 16 B

16B

RANK	TEAM	P	BYE	W2	W1	D	L1	L2	WKTS LOST	RUNS FOR	WKTS TAKEN	RUNS AGST	POINTS	%
1	 Westmeadows Cricket Club	11	1	0	10	1	0	0	54	1416	68	1053	69	1.6934
2	 Brunswick Cricket Club	12	0	0	6	1	5	0	68	1619	79	1533	39	1.2269
3	 St Bernard's OC Cricket Club	12	0	0	5	1	6	0	77	1540	66	1930	33	0.6839
4	 Haig Fawcner Cricket Club	12	0	0	4	1	7	0	75	1453	70	1580	27	0.8583
5	 Burnside Springs Cricket Club	12	0	0	4	1	7	0	71	1502	54	1639	27	0.6970
6	 St Albans Cricket Club	12	0	0	2	1	9	0	74	1374	63	1608	15	0.7275







Last re-calculated: Apr 11, 2023 4:06AM (local time)

North West Metropolitan Cricket Association - U14 Girls North

RANK	TEAM	P	BYE	W2	W1	D	L1	L2	WKTS LOST	RUNS FOR	WKTS TAKEN	RUNS AGST	POINTS	%
1	 Strathmore CC - 1	12	0	0	8	3	1	0	30	1149	39	864	57	1.7288
2	 Pascoe Vale United CC	11	0	0	6	4	1	0	25	815	41	642	48	2.0819
3	 Sophie Molineaux -West Coburg	9	2	0	3	3	3	0	28	787	31	647	39	1.3467
4	Darebin Falcons - Green	12	0	0	4	3	5	0	52	1096	43	1093	33	0.8292
5	 Brunswick CC	9	2	0	2	3	4	0	18	310	14	438	33	0.5505
6	Darebin Falcons - Purple	10	0	0	3	4	3	0	28	632	24	613	30	0.8837
7	 St. Bernard's/Craigieburn	10	2	0	0	4	6	0	33	574	15	866	24	0.3013
8	 Aberfeldie CC	7	1	0	0	2	5	0	21	292	13	580	12	0.3117









North West Metropolitan Cricket Association - Under 16 (2) Friday

15(2) Fridy

RANK	TEAM	P	W2	W1	D	L1	L2	WKTS LOST	RUNS FOR	WKTS TAKEN	RUNS AGST	POINTS	%
1	 Essendon Cricket Club	13	0	11	0	2	0	67	1584	77	1323	66	1.3760
2	 Pascoe Vale Hadfield Cricket Club	13	0	10	0	3	0	85	1664	81	1533	60	1.0344
3	 Brunswick Cricket Club	13	0	9	0	4	0	70	1712	67	1710	54	0.9583
4	 Aberfeldie Boland	13	0	6	0	7	0	70	1561	83	1394	36	1.3278
5	 East Coburg Cricket Club	13	0	6	0	7	0	72	1572	81	1576	36	1.1221
6	 St Bernard's OC Cricket Club	13	0	5	0	8	0	58	1667	69	1863	30	1.0645








North West Metropolitan Cricket Association - Under 14 (2) Friday

14(2) Friday

RANK	TEAM	P	W2	W1	D	L1	L2	WKTS LOST	RUNS FOR	WKTS TAKEN	RUNS AGST	POINTS	%
1	 Keilor Cricket Club	13	0	10	1	2	0	55	1676	104	1302	63	2.4341
2	 St. Bernard's OC 1	13	0	9	1	3	0	56	1545	83	1326	57	1.7269
3	 Haig Fawcner Cricket Club	13	0	8	0	5	0	74	1711	69	1534	48	1.0400
4	 Brunswick 2	13	0	8	0	5	0	88	1540	75	1446	48	0.9077
5	 Oak Park Cricket Club	13	0	7	1	5	0	65	1479	81	1378	45	1.3375
6	 MPSM 1	13	0	4	1	8	0	77	1464	54	1644	27	0.6245
7	 Strathmore Cricket Club	13	0	3	0	10	0	83	1500	50	1738	18	0.5199
8	 Preston Druids 1	13	0	2	1	10	0	78	1230	65	1605	15	0.6386

North West Metropolitan Cricket Association - Under 14 (5) Friday

14(5) Friday

RANK	TEAM	P	BYE	W2	W1	D	L1	L2	WKTS LOST	RUNS FOR	WKTS TAKEN	RUNS AGST	POINTS	%
1	 Donnybrook Cricket Club	12	1	0	8	1	3	0	70	1257	53	1099	57	0.8660
2	 Chargers Cricket Club	12	1	0	7	2	3	0	48	1277	48	997	54	1.2808
3	 St. Bernard's OC 2	11	2	0	4	1	6	0	55	880	49	994	39	0.7887
4	 Pascoe Vale Hadfield Cricket Club	12	1	0	4	2	6	0	64	1101	55	1250	36	0.7569
5	 Youlden Parkville 2	11	2	0	3	1	6	1	55	987	57	1319	33	0.7755
6	 Brunswick 3	11	2	0	3	0	8	0	42	976	47	1168	30	0.9351
7	 Keilor 2 / PEGS	11	2	0	1	0	10	0	68	966	47	1419	18	0.4705